



PRODUCT DATA SHEET

WPM11350

Instantaneous & Simultaneous

- Local and/or Remote Monitoring
- Forward Power Reading/Monitoring (Watts or dBm)
- Reverse Power Reading/Monitoring (Watts or dBm)
- VSWR Readings (Watts, Return Loss, Rho)

VSWR Alarm

- Customer can set up audio/visual alarm via relay contacts.
- Signal sent to closed loop.

Temperature Monitoring (with alarm)

- One sensor, internal measurement, within Power Meter.
- One sensor, external measurement, to be placed by customer.

General Purpose Inputs (6 ea) Multiple Use

- Track switch closures (assign to interlock group).
- Trigger alarm relay (sends email alert).
- RF presence status/alarm (safety feature).
- Alarm, activated switch.

Accessories:

- Single Channel and Multi-Channel Displays
- RF Digital Dashboard Spreadsheet Software, (Simultaneously Monitor Outputs of 30+ Power Meters)
- PC Based Graphical User Interface Windows XP/7/8/10 Compatible

Electrical Specifications:

Frequency: 100 - 500 MHz
 Power: 200 W CW

Accuracy:

- $\pm 2\%$ to Customer Calibration Standard, at preselected frequencies.
- $\pm 5\%$ over a Multi-Octave Bandwidth
- Werlatone Calibration Traceable to (NIST) National Institute of Standards and Technology

Power:

- AC Power Adapter (100/240 50-60 Hertz V AC)
- POE (Passive Over Ethernet, Optional POE Injector Kit Available)
- Via RS485 (Via Single Channel or Multi-Channel Displays)

Interface (Via):

- TCP/IP - SNMP and Browser Interface via Local Area Network
- RS232, Serial
- RS485 - Form Addressable Serial Network
- User ID and Password Protected for Access and Control
- Multiple units can be Networked and Simultaneously Monitored On-Site or Remotely (TCP/IP/SNMP/Serial)

RoHS Compliant Design Available
 Custom Connector Configurations Available

Mechanical Specifications:

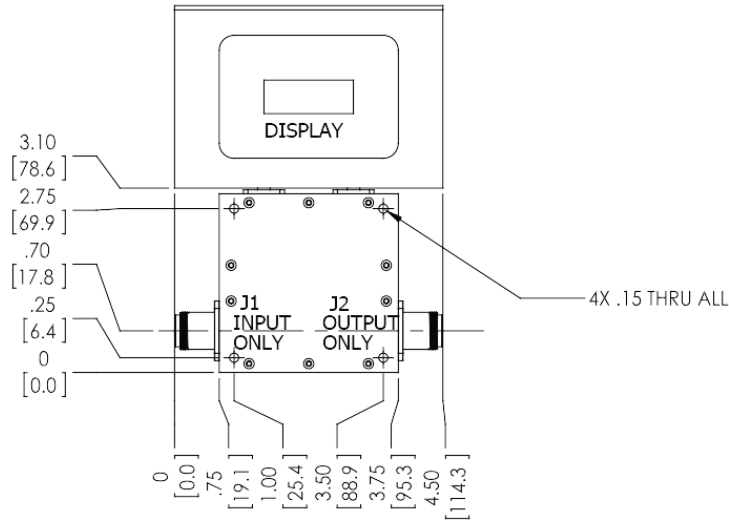
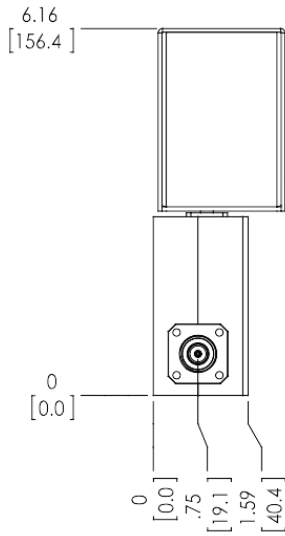
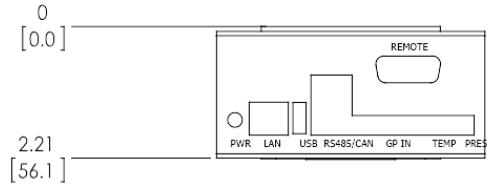
Type: Connectorized
 Operating Temperature: -55°C to +75°C
 Storage Temperature: -60°C to +85°C

Connector Configurations:

Model	Input(J1)	Output(J2)
WPM11350-12	N Female	N Female
WPM11350-612	N Female	N Male
WPM11350-712	N Male	N Female

RESTRICTION ON USE, DUPLICATION OR DISCLOSURE OF PROPRIETARY INFORMATION
 This document contains proprietary information which is the sole property of Werlatone, Inc.

REVISION HISTORY			
REV.	REVISION RECORD	DATE	APPROVED
-	INITIAL RELEASE	8 11 2017	CS



UNLESS OTHERWISE SPECIFIED		OWN	DATE	WERLATONE SINCE 1965 17 Jon Barrett Rd Patterson, NY 12563
<ul style="list-style-type: none"> • INTERPRET DRAWING DAW MR-STD-100 • DIMENSIONING PER ASME Y14.5M-2009 • PRESENTATIONAL DIMS FOR REF ONLY • DIMENSIONS ARE IN INCHES (mm) • DIMENSIONAL LIMITS APPLY BEFORE PROCESSES • TOLERANCES: <ul style="list-style-type: none"> ANGLES ± 2° 3 PL ± .005 (L13) 2 PL ± .015 (L 4) • REMOVE ALL BURS AND SHARP EDGES R.61 MAX • CONCENTRICITY MACHINED DIA: .002 FIM • FINISH TOOL MARKS 1.003 MAX 		PLP	8/10/2017	
WPM11072		CHK	DATE	TITLE
NEXT ASSY USED ON		CS	8/10/2017	
APPLICATION		ENGR	DATE	SIZE CAGE CODE DWG NO
THIRD ANGLE PROJECTION		MFG	DATE	B 28812 21511-503
		QA	DATE	REV
		RLSE	DATE	-
		SCALE		SHEET 1 OF 1
		1:2		

Restriction on use, duplication, or disclosure of proprietary information. This document contains proprietary information which is the sole property of Werlatone, Inc.
 Werlatone, Inc. 17 Jon Barrett Road Patterson, NY 12563 T:(845)278-2220 F:(845)278-3440 sales@werlatone.com www.werlatone.com