



PRODUCT DATA SHEET

D9853

Werlatone® Mismatch Tolerant® High Power Broadband RF Combiners and Dividers will operate into High Load VSWR Conditions, for extended periods, without damage. With extensive experience as a supplier to military platforms worldwide **Werlatone®** designs its High Power Broadband Combiners, Power Dividers, and N-Way Combiners for proper operation in the most stringent operating conditions.

Features:

High Power Wide Bandwidths Small Size High Isolation Custom Designs Available

Electrical Specifications:

Frequency: 700 - 2700 MHz
 Power: 200 W CW
 Insertion Loss: 0.5 dB Max.
 VSWR: 1.30:1 Max.
 Phase Balance: ± 5° Max.
 Amplitude Balance: 0.25 dB Max.
 Isolation: 20 dB Min.

Mechanical Specifications:

Type: Connectorized
 Material: Aluminum 6061-T6
 Surface Finish: Chem. Film Per MIL-DTL-5541F Type I Class 3 (Yellow Iridite) RoHS Compliant Available
 Operating Temperature: -55°C to +75°C
 Storage Temperature: -60°C to +85°C
 Size: 4.7 x 2.0 x 0.8"

Connector Configurations:

Model	Sum Port (J1)	Input/Output (J2)	Input/Output (J3)
D9853-10	N Female	N Female	N Female
D9853-12	N Female	SMA	SMA
D9853-102	SMA	SMA	SMA

When specified, Werlatone® High Power Combiners and RF Dividers will tolerate full input failures on adjacent port(s). This insures that remaining transmitter(s) may continue to operate until the amplifier system can be properly shut down for maintenance. Choose your specific connector configuration from a list of options. Additional connector configurations for our High Power RF Combiners/Dividers, Non-Coherent Combiners, and N-Way Combiners are available upon request.

Restriction on use, duplication, or disclosure of proprietary information. This document contains proprietary information which is the sole property of Werlatone, Inc.

Werlatone, Inc. 17 Jon Barrett Road Patterson, NY 12563 T:(845)278-2220 F:(845)278-3440 sales@werlatone.com www.werlatone.com

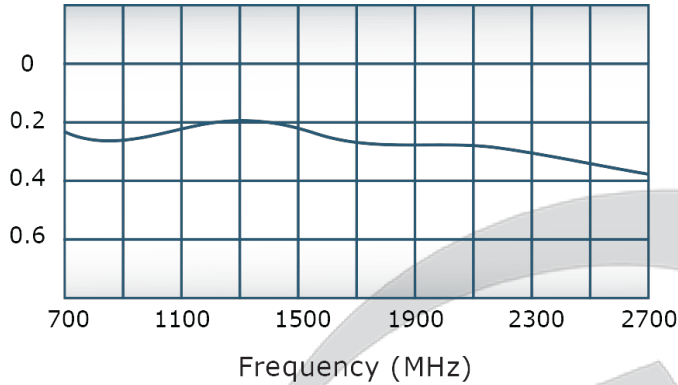


PRODUCT DATA SHEET

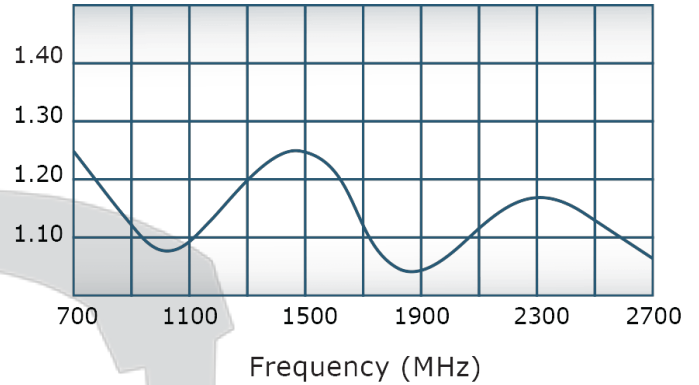
D9853

Performance Data (Specifications subject to change without notice):

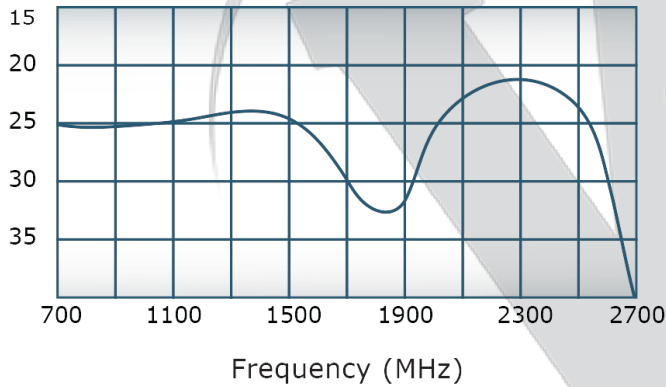
Insertion Loss:



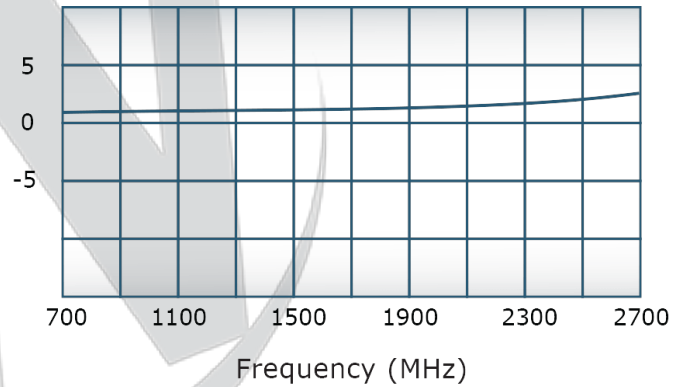
VSWR:



Isolation:



Phase Balance:



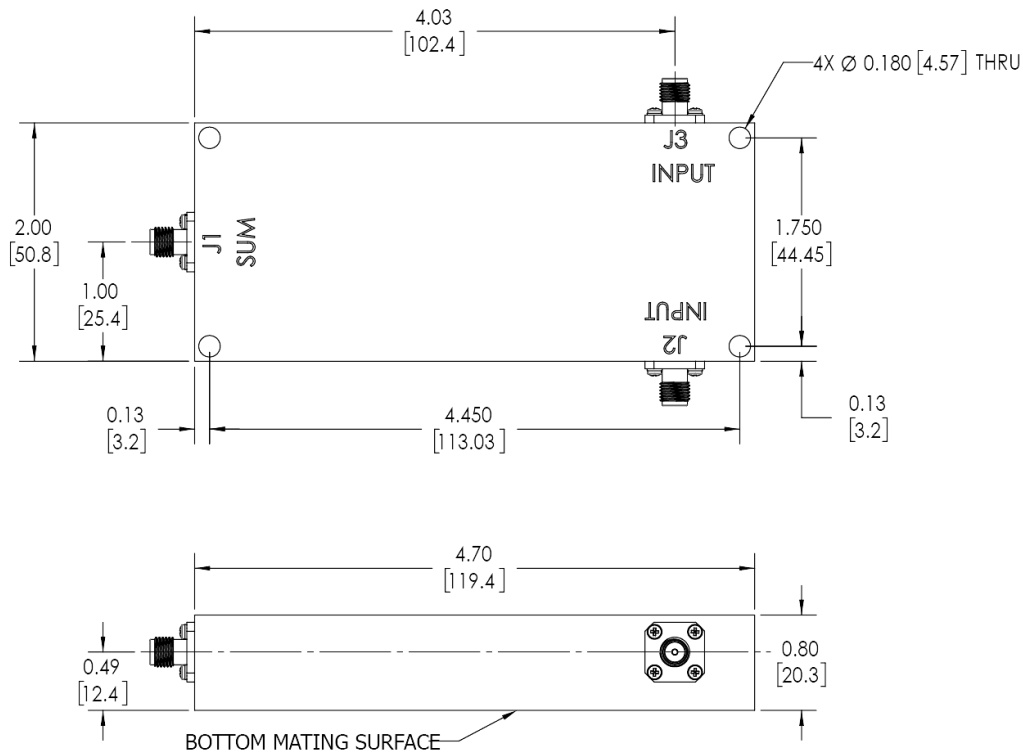
Restriction on use, duplication, or disclosure of proprietary information. This document contains proprietary information which is the sole property of

Werlatone, Inc.

Werlatone, Inc. 17 Jon Barrett Road Patterson, NY 12563 T:(845)278-2220 F:(845)278-3440 sales@werlatone.com www.werlatone.com

RESTRICTION ON USE, DUPLICATION OR DISCLOSURE OF PROPRIETARY INFORMATION

This document contains proprietary information which is the sole property of Werlatone, Inc.



REVISION HISTORY			
REV.	REVISION RECORD	DATE	APPROVED
A	ECN 4961	09/10/09	BW
B	ECN 9174	09/21/16	CS
C	ECN 9696	11/20/2019	RB

NOTES: UNLESS OTHERWISE SPECIFIED

- MATERIAL: ALUMINUM 6061-T6**
- FINISH: CHEM FILM PER MIL-DTL-5541F TYPE I CLASS 3 (YELLOW IRIDITE)**
- CONNECTORS:
J1-J3: SMA FEMALE**

UNLESS OTHERWISE SPECIFIED		DWN	DATE	17 Jon Barrett Rd Patterson, NY 12563
INTERPRET DRAWING IAW MIL-STD-100	SD	11/20/2019		
DIMENSIONS PER ASME Y14.5M-2009	CHK	DATE		
PARENTHETICAL INFO FOR REF ONLY	CS	11/20/2019		
DIMENSIONS ARE IN INCHES	ENGR	DATE		
DIMENSIONAL LIMITS APPLY BEFORE PROCESSES	INFR	DATE		
TOLERANCES:	QA	DATE		
ANGLES = 2°	RLSE	DATE		
3 PL ± .005 (.13)				
2 PL ± .015 (.38)				
REMOVE ALL BURRS AND SHARP EDGES R.01 MAX				
CONCENTRICITY MACHINED DIA: .002 FIM				
MACHINE TOOL MISMATCH .003 FIM				
NEXT ASSY	USED ON	TITLE		
APPLICATION	THIRD ANGLE PROJECTION	OUTLINE		
		SIZE	CAGE CODE	DWG NO
		B		20291-500
		SCALE		REV
		1:1		C
				SHEET 1 OF 1

Restriction on use, duplication, or disclosure of proprietary information. This document contains proprietary information which is the sole property of Werlatone, Inc.
 Werlatone, Inc. 17 Jon Barrett Road Patterson, NY 12563 T:(845)278-2220 F:(845)278-3440 sales@werlatone.com www.werlatone.com