
**PRODUCT DATA SHEET**
**D6748**

**Werlatone® Mismatch Tolerant®** High Power Broadband RF Combiners and Dividers will operate into High Load VSWR Conditions, for extended periods, without damage. With extensive experience as a supplier to military platforms worldwide **Werlatone®** designs its High Power Broadband Combiners, Power Dividers, and N-Way Combiners for proper operation in the most stringent operating conditions.

**Features:**

High Power      Wide Bandwidths      Small Size      High Isolation      Custom Designs Available

**Electrical Specifications:**

Frequency:                      470 - 860 MHz  
 Power:                              250 W CW  
 Insertion Loss:                0.35 dB Max.  
 VSWR:                              1.40:1 Max.  
 Phase Balance:                 $\pm 5^\circ$  Max.  
 Amplitude Balance:         0.2 dB Max.  
 Isolation:                         18 dB Min.


**Mechanical Specifications:**

Type:                                Connectorized  
 Material:                         Aluminum 6061-T6  
 Surface Finish:                 Chem. Film Per MIL-DTL-5541F Type I Class 3 (Yellow Iridite) RoHS Compliant Available  
 Operating Temperature:      -55°C to +75°C  
 Storage Temperature:        -60°C to +85°C  
 Size:                                 6.0 x 5.0 x 2.0"

**Connector Configurations:**

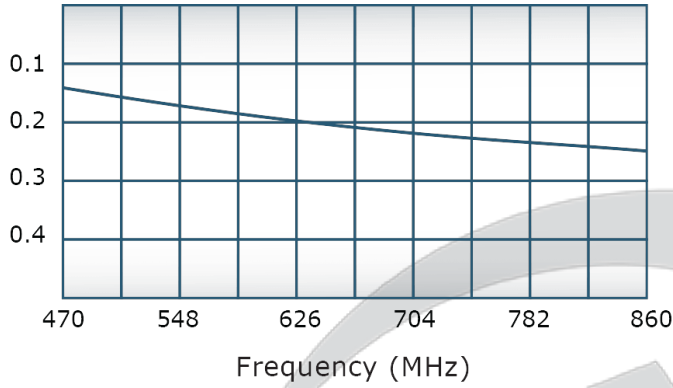
Model	Sum Port (J5)	Input/Output (J1-J4)
D6748-10	N Female	N Female
D6748-12	N Female	SMA
D6748-20	7/16 Female	N Female

**When specified, Werlatone® High Power Combiners and RF Dividers** will tolerate full input failures on adjacent port(s). This insures that remaining transmitter(s) may continue to operate until the amplifier system can be properly shut down for maintenance. Choose your specific connector configuration from a list of options. Additional connector configurations for our High Power RF Combiners/Dividers, Non-Coherent Combiners, and N-Way Combiners are available upon request.

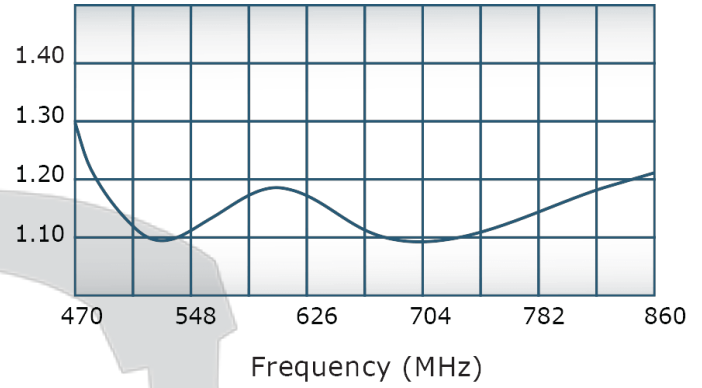


## Performance Data (Specifications subject to change without notice):

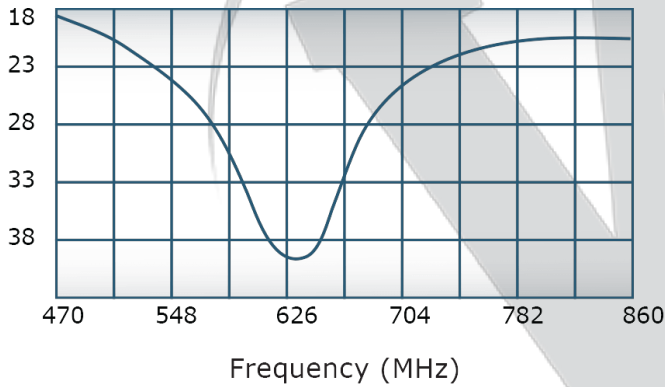
Insertion Loss:



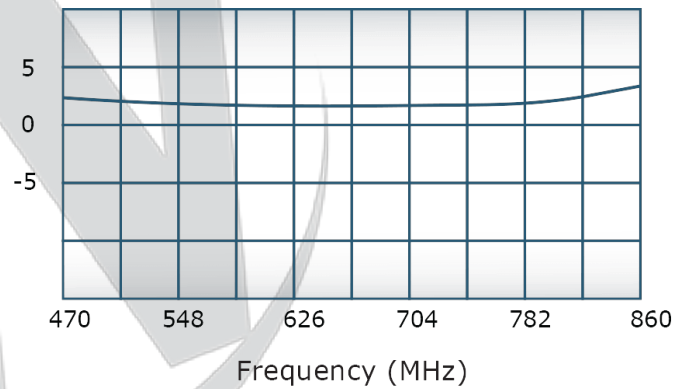
VSWR:



Isolation:



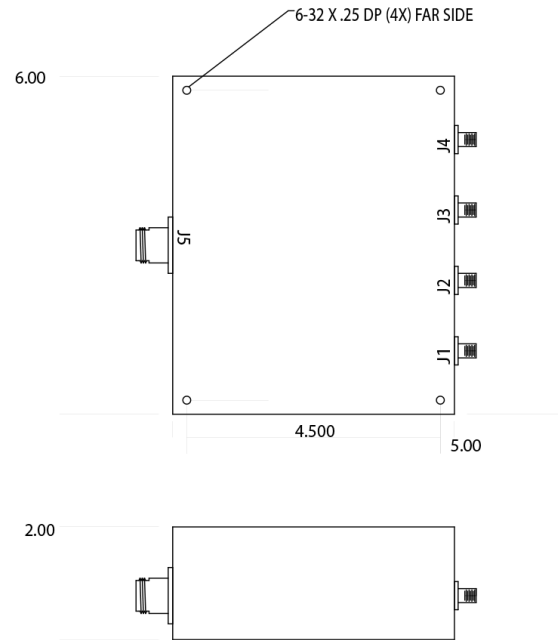
Phase Balance:



Restriction on use, duplication, or disclosure of proprietary information. This document contains proprietary information which is the sole property of Werlatone, Inc.

Werlatone, Inc. 17 Jon Barrett Road Patterson, NY 12563 T:(845)278-2220 F:(845)278-3440 sales@werlatone.com www.werlatone.com

DATE	SYM	REVISION RECORD	AUTH	DR	CK



THIS DRAWING CONTAINS INFORMATION PROPRIETARY TO WERLATONE INC. AND MAY NOT BE USED OR COPIED WITHOUT THE WRITTEN CONSENT OF WERLATONE INC.

TOLERANCE (EXCEPT AS NOTED)	WERLATONE INC.		
	XX +/- .015 XXX +/- .005	SCALE	DRAWN BY CS APPROVED BY CA 11/98
X	TITLE <b>OUTLINE</b>		
	DATE 9/17/98	DRAWING NUMBER <b>10521-500</b>	

Restriction on use, duplication, or disclosure of proprietary information. This document contains proprietary information which is the sole property of Werlatone, Inc. Werlatone, Inc. 17 Jon Barrett Road Patterson, NY 12563 T:(845)278-2220 F:(845)278-3440 sales@werlatone.com www.werlatone.com