
PRODUCT DATA SHEET
D6747

Werlatone® Mismatch Tolerant® High Power Broadband RF Combiners and Dividers will operate into High Load VSWR Conditions, for extended periods, without damage. With extensive experience as a supplier to military platforms worldwide **Werlatone®** designs its High Power Broadband Combiners, Power Dividers, and N-Way Combiners for proper operation in the most stringent operating conditions.

Features:

High Power Wide Bandwidths Small Size High Isolation Custom Designs Available

Electrical Specifications:

Frequency: 2000 - 4000 MHz
 Power: 20 W CW
 Insertion Loss: 0.5 dB Max.
 VSWR: 1.35:1 Max.
 Phase Balance: ± 5° Max.
 Amplitude Balance: 0.2 dB Max.
 Isolation: 15 dB Min.

Mechanical Specifications:

Type: Connectorized
 Material: Aluminum 6061-T6
 Surface Finish: Chem. Film Per MIL-DTL-5541F Type I Class 3 (Yellow Iridite) RoHS Compliant Available
 Operating Temperature: -55°C to +75°C
 Storage Temperature: -60°C to +85°C
 Weight: 0.5 lbs.
 Size: 5.5 x 2.75 x 1.25"


Connector Configurations:

Model	Sum Port (J1)	Input/Output (J2)	Input/Output (J3)
D6747-10	N Female	N Female	N Female
D6747-12	N Female	SMA	SMA
D6747-102	SMA	SMA	SMA

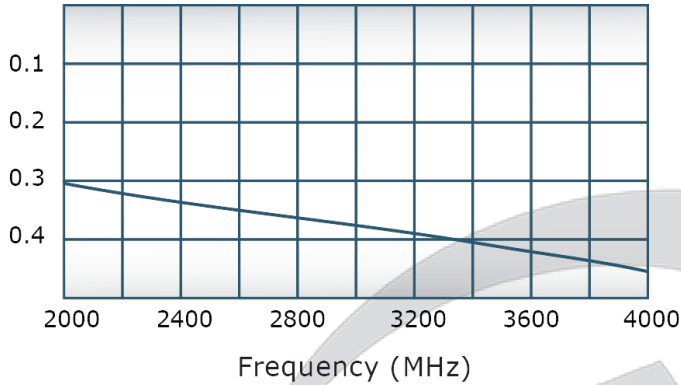
When specified, Werlatone® High Power Combiners and RF Dividers will tolerate full input failures on adjacent port(s). This insures that remaining transmitter(s) may continue to operate until the amplifier system can be properly shut down for maintenance. Choose your specific connector configuration from a list of options. Additional connector configurations for our High Power RF Combiners/Dividers, Non-Coherent Combiners, and N-Way Combiners are available upon request.

Restriction on use, duplication, or disclosure of proprietary information. This document contains proprietary information which is the sole property of Werlatone, Inc.

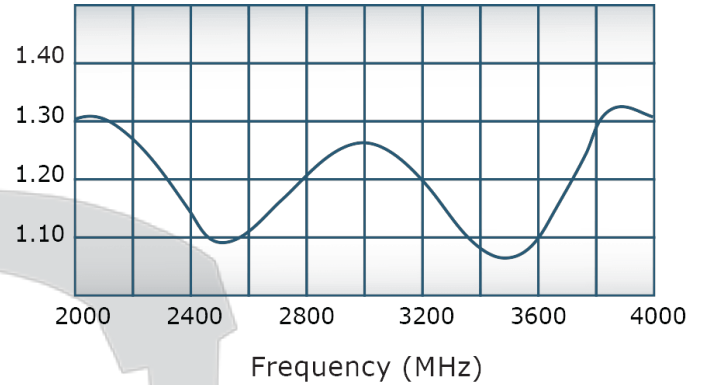
Werlatone, Inc. 17 Jon Barrett Road Patterson, NY 12563 T:(845)278-2220 F:(845)278-3440 sales@werlatone.com www.werlatone.com


Performance Data (Specifications subject to change without notice):

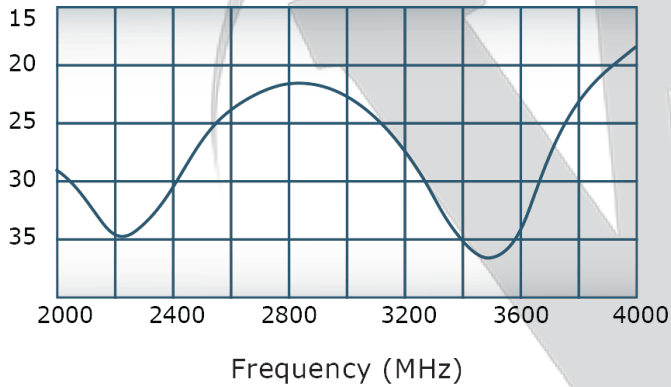
Insertion Loss:



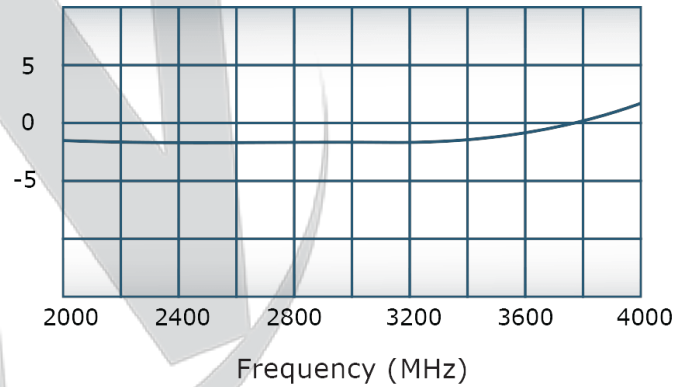
VSWR:



Isolation:

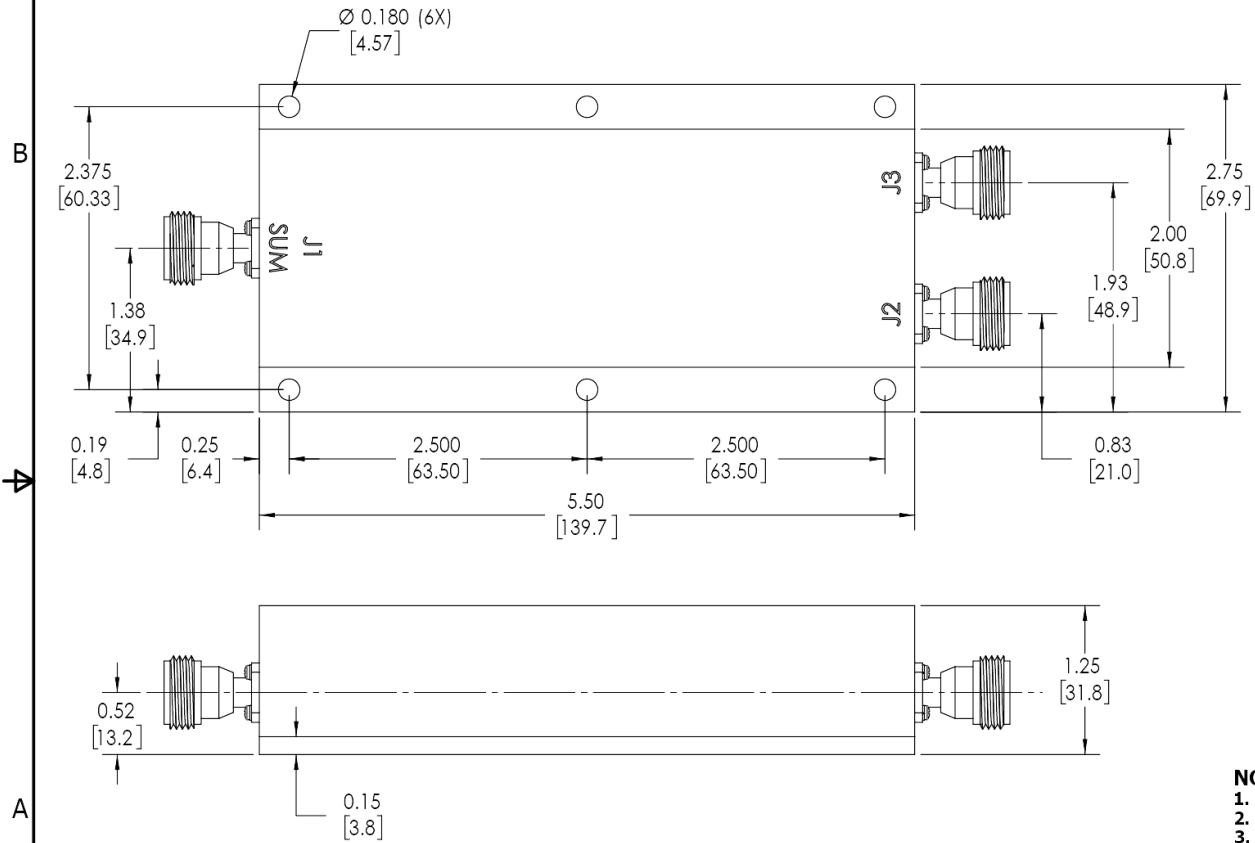


Phase Balance:



RESTRICTION ON USE, DUPLICATION OR DISCLOSURE OF PROPRIETARY INFORMATION
 This document contains proprietary information which is the sole property of Werlatone, Inc.

REVISION HISTORY			
REV.	REVISION RECORD	DATE	APPROVED
A	ECN 9696	9/10/2019	RB



NOTES: UNLESS OTHERWISE SPECIFIED

- MATERIAL: ALUMINUM 6061-T6**
- FINISH: CHEM FILM PER MIL-DTL-5541F TYPE I CLASS 3 (YELLOW IRIDITE)**
- CONNECTORS:
J1-J3: N FEMALE**

UNLESS OTHERWISE SPECIFIED		OWN	DATE	17 Jon Barrett Rd Patterson, NY 12563
INTERPRET DRAWING IAW MIL-STD-100	SD	9/10/2019		
DIMENSIONS PER ASME Y14.5M-2009	CHK	DATE		
PARENTHEetical INFO FOR REF ONLY	CS	9/10/2019		
DIMENSIONS ARE IN INCHES	ENGR	DATE		
DIMENSIONAL LIMITS APPLY BEFORE PROCESSES	INFR	DATE		
TOLERANCES:	QA	DATE		
ANGLES ± 2°	RLSE	DATE		
3 PL ± .005 (.13)				
2 PL ± .015 (.38)				
REMOVE ALL BURRS AND SHARP EDGES R.01 MAX				
CONCENTRICITY MACHINED DIA: .002 FIM				
MACHINE TOOL MISMATCH .003 FIM				
NEXT ASSY	USED ON			
APPLICATION	THIRD ANGLE PROJECTION			
TITLE		SIZE	CAGE CODE	DWG NO
OUTLINE		B		10782-500
SCALE		1:1		REV A
SHEET 1 OF 1				

Restriction on use, duplication, or disclosure of proprietary information. This document contains proprietary information which is the sole property of Werlatone, Inc.
 Werlatone, Inc. 17 Jon Barrett Road Patterson, NY 12563 T:(845)278-2220 F:(845)278-3440 sales@werlatone.com www.werlatone.com