



## PRODUCT DATA SHEET

D5816

**Werlatone® Mismatch Tolerant®** High Power Broadband RF Combiners and Dividers will operate into High Load VSWR Conditions, for extended periods, without damage. With extensive experience as a supplier to military platforms worldwide **Werlatone®** designs its High Power Broadband Combiners, Power Dividers, and N-Way Combiners for proper operation in the most stringent operating conditions.

### Features:

High Power      Wide Bandwidths      Small Size      High Isolation      Custom Designs Available

### Electrical Specifications:

Frequency:	20 - 500 MHz
Power:	200 W CW
Insertion Loss:	0.5 dB Max.
VSWR:	1.35:1 Max.
Phase Balance:	± 5° Max.
Amplitude Balance:	0.25 dB Max.
Isolation:	20 dB Min.

### Mechanical Specifications:

Type:	Connectorized
Material:	Aluminum 6061-T6
Surface Finish:	Chem. Film Per MIL-DTL-5541F Type I Class 3 (Yellow Iridite) RoHS Compliant Available
Operating Temperature:	-55°C to +75°C
Storage Temperature:	-60°C to +85°C
Weight:	2.5 lbs.
Size:	5.0 x 5.1 x 1.5"

### Connector Configurations:

Model	Sum Port (J5)	Input/Output (J1-J4)
D5816-10	N Female	N Female
D5816-12	N Female	SMA Female
D5816-13	N Female	BNC Female
D5816-102	SMA	SMA

**When specified, Werlatone® High Power Combiners and RF Dividers** will tolerate full input failures on adjacent port(s). This insures that remaining transmitter(s) may continue to operate until the amplifier system can be properly shut down for maintenance. Choose your specific connector configuration from a list of options. Additional connector configurations for our High Power RF Combiners/Dividers, Non-Coherent Combiners, and N-Way Combiners are available upon request.

**Restriction on use, duplication, or disclosure of proprietary information.** This document contains proprietary information which is the sole property of Werlatone, Inc.

Werlatone, Inc. 17 Jon Barrett Road Patterson, NY 12563 T:(845)278-2220 F:(845)278-3440 sales@werlatone.com www.werlatone.com

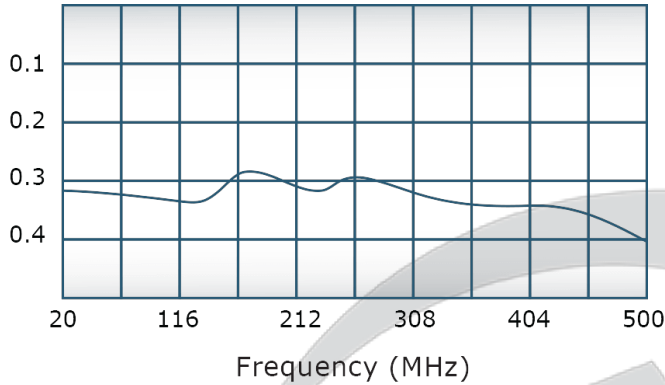


## PRODUCT DATA SHEET

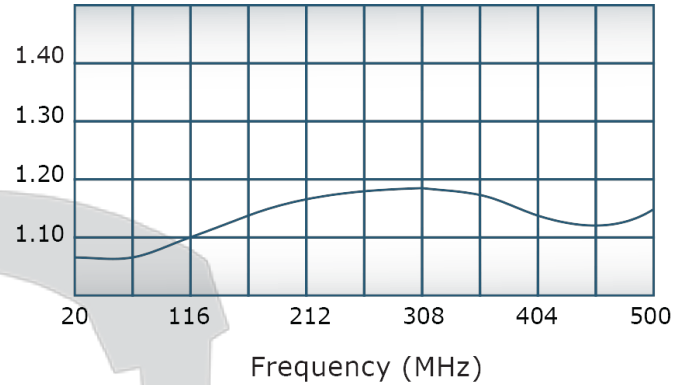
D5816

### Performance Data (Specifications subject to change without notice):

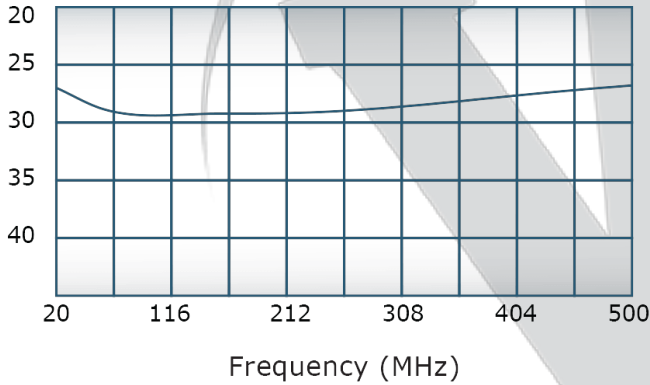
Insertion Loss:



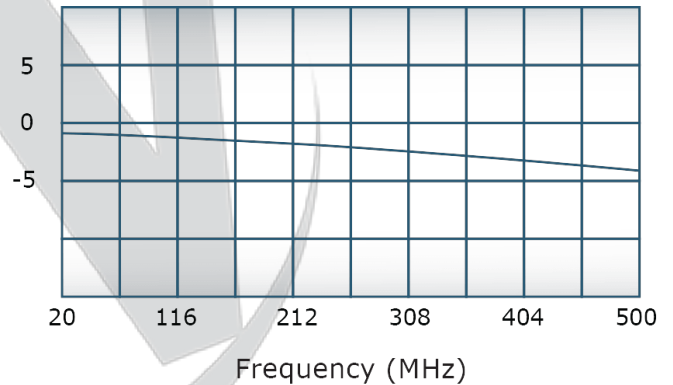
VSWR:



Isolation:



Phase Balance:



Restriction on use, duplication, or disclosure of proprietary information. This document contains proprietary information which is the sole property of

Werlatone, Inc.

Werlatone, Inc. 17 Jon Barrett Road Patterson, NY 12563 T:(845)278-2220 F:(845)278-3440 sales@werlatone.com www.werlatone.com

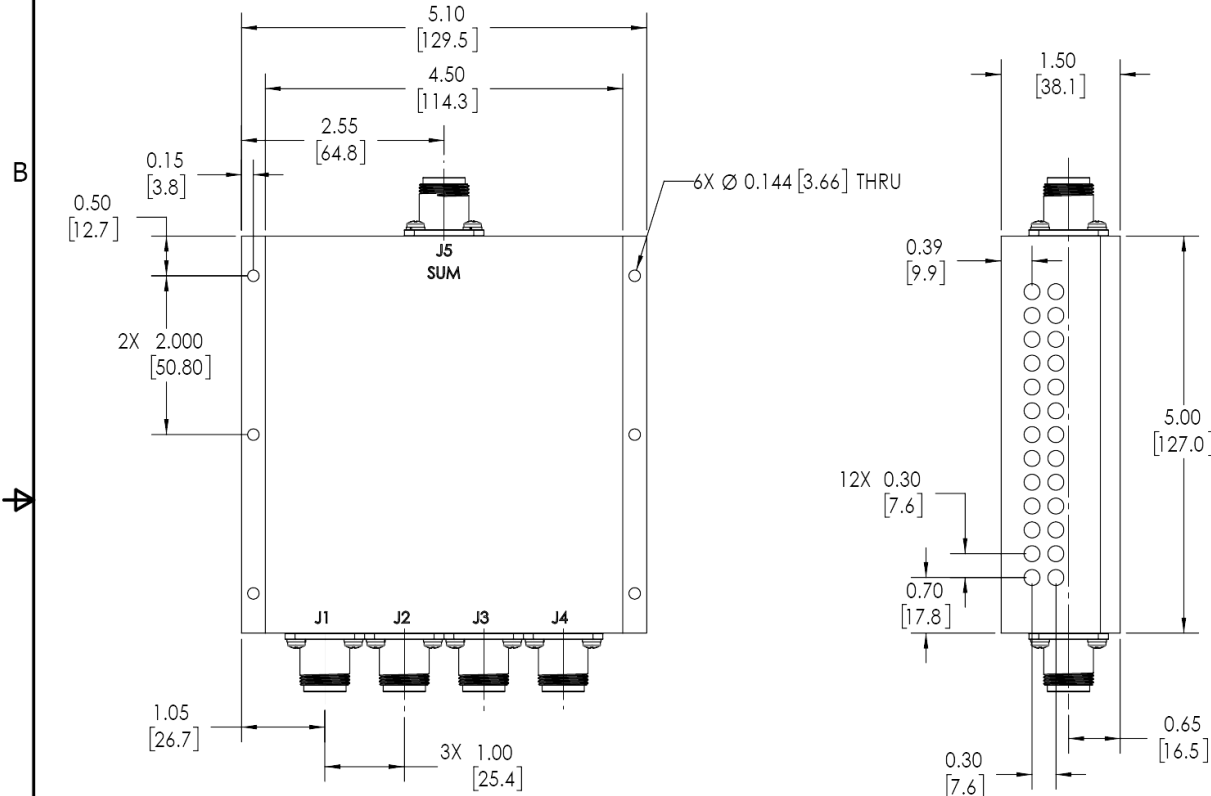
**RESTRICTION ON USE, DUPLICATION OR DISCLOSURE OF PROPRIETARY INFORMATION**

This document contains proprietary information which is the sole property of Werlatone, Inc.

REVISION HISTORY			
REV.	REVISION RECORD	DATE	APPROVED
A	ECN 9696	10/18/2019	RB

**NOTES: UNLESS OTHERWISE SPECIFIED**

- MATERIAL: ALUMINUM 6061-T6**
- FINISH: CHEM FILM PER MIL-DTL-5541F TYPE I CLASS 3 (YELLOW IRIDITE)**
- CONNECTORS:  
J1-J5: N FEMALE**



UNLESS OTHERWISE SPECIFIED		OWN	DATE	<b>WERLATONE</b> SINCE 1965 17 Jon Barrett Rd Patterson, NY 12563
INTERPRET DRAWING IAW MIL-STD-100		SD	10/18/2019	
DIMENSIONS PER ASME Y14.5M-2009		CHK	DATE	TITLE
PARENTHEetical INFO FOR REF ONLY		CS	10/18/2019	
DIMENSIONS ARE IN INCHES		ENGR	DATE	SIZE
DIMENSIONAL LIMITS APPLY BEFORE PROCESSES		INFR	DATE	CAGE CODE
TOLERANCES:		QA	DATE	DWG NO
ANGLES = 2°		RLSE	DATE	REV
3 PL ± .005 [13]				B
2 PL ± .015 [38]				10550-500
REMOVE ALL BURRS AND SHARP EDGES R.01 MAX				A
CONCENTRICITY MACHINED DIA: .002 FIM				
MACHINE TOOL MISMATCH .003 FIM				
NEXT ASSY	USED ON	SCALE		SHEET 1 OF 1
APPLICATION	THIRD ANGLE PROJECTION	1:1.5		

Restriction on use, duplication, or disclosure of proprietary information. This document contains proprietary information which is the sole property of Werlatone, Inc.  
 Werlatone, Inc. 17 Jon Barrett Road Patterson, NY 12563 T:(845)278-2220 F:(845)278-3440 sales@werlatone.com www.werlatone.com