
PRODUCT DATA SHEET
D5176

Werlatone® Mismatch Tolerant® High Power Broadband RF Combiners and Dividers will operate into High Load VSWR Conditions, for extended periods, without damage. With extensive experience as a supplier to military platforms worldwide **Werlatone®** designs its High Power Broadband Combiners, Power Dividers, and N-Way Combiners for proper operation in the most stringent operating conditions.

Features:

High Power Wide Bandwidths Small Size High Isolation Custom Designs Available

Electrical Specifications:

Frequency: 1850 - 2000 MHz
 Power: 50 W CW
 Insertion Loss: 0.5 dB Max.
 VSWR: 1.30:1 Max.
 Phase Balance: ± 6° Max.
 Amplitude Balance: 0.5 dB Max.
 Isolation: 20 dB Min.


Mechanical Specifications:

Type: Connectorized
 Material: Aluminum 6061-T6
 Surface Finish: Chem. Film Per MIL-DTL-5541F Type I Class 3 (Yellow Iridite) RoHS Compliant Available
 Operating Temperature: -55°C to +75°C
 Storage Temperature: -60°C to +85°C
 Size: 5.5 x 4.1 x 1.09"

Connector Configurations:

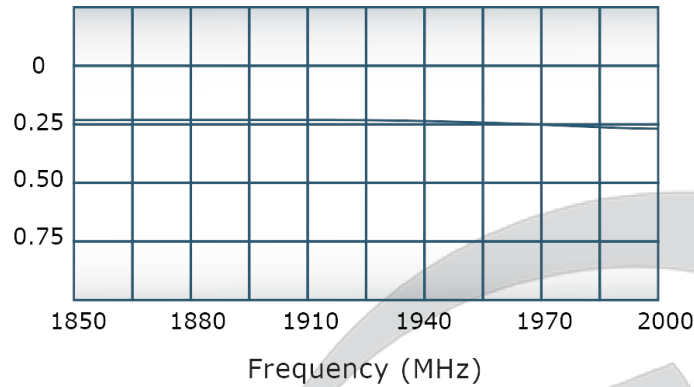
Model	Sum Port (J5)	Input/Output (J1-J4)
D5176-10	N Female	N Female
D5176-12	N Female	SMA
D5176-102	SMA	SMA

When specified, Werlatone® High Power Combiners and RF Dividers will tolerate full input failures on adjacent port(s). This insures that remaining transmitter(s) may continue to operate until the amplifier system can be properly shut down for maintenance. Choose your specific connector configuration from a list of options. Additional connector configurations for our High Power RF Combiners/Dividers, Non-Coherent Combiners, and N-Way Combiners are available upon request.

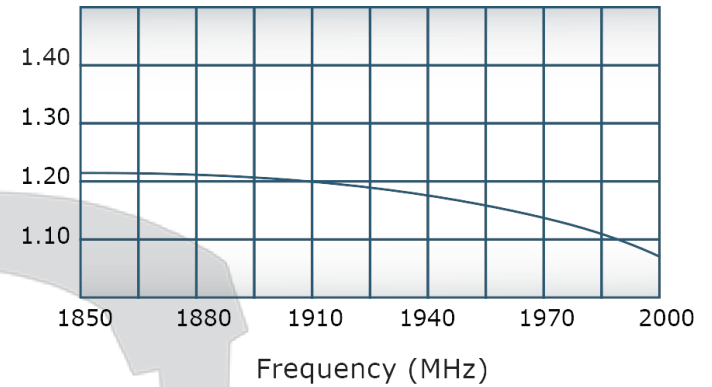


Performance Data (Specifications subject to change without notice):

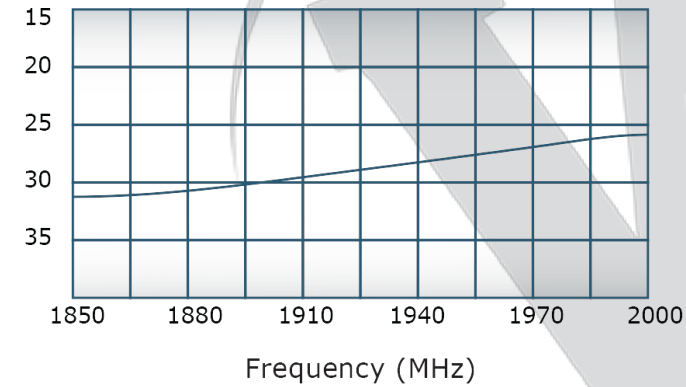
Insertion Loss:



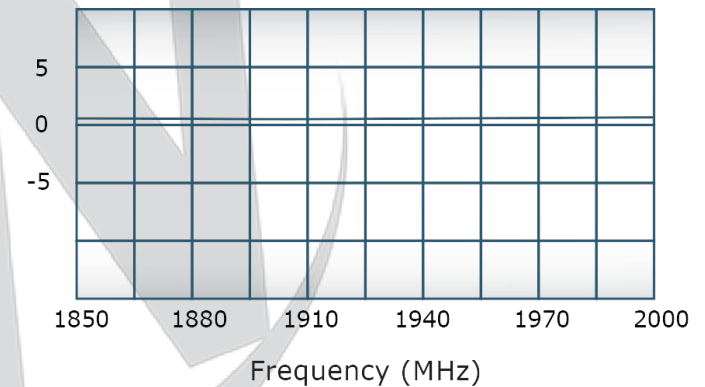
VSWR:



Insertion Loss:



Phase Balance:



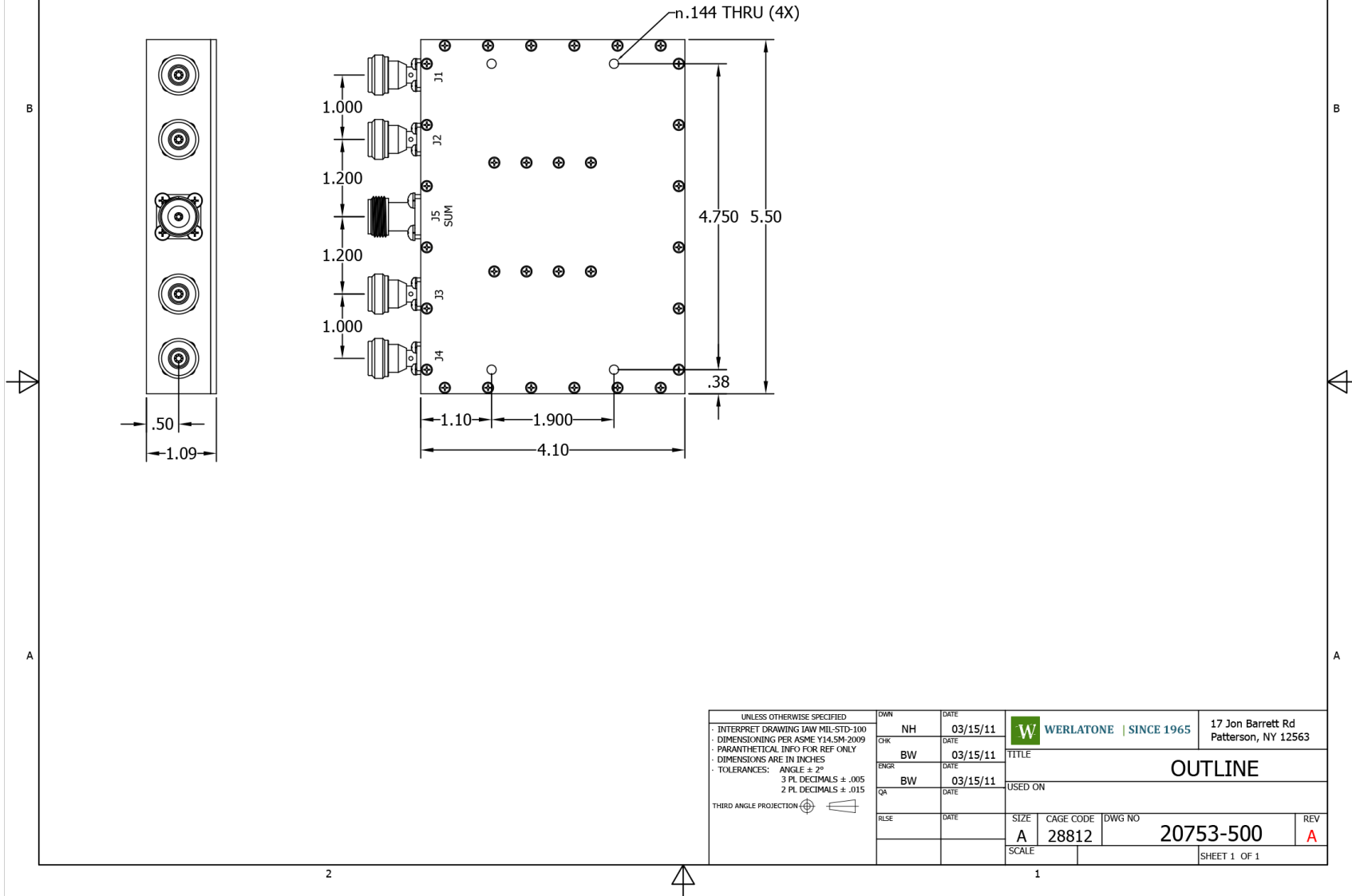
Restriction on use, duplication, or disclosure of proprietary information. This document contains proprietary information which is the sole property of

Werlatone, Inc.

Werlatone, Inc. 17 Jon Barrett Road Patterson, NY 12563 T:(845)278-2220 F:(845)278-3440 sales@werlatone.com www.werlatone.com

RESTRICTION ON USE, DUPLICATION OR DISCLOSURE OF PROPRIETARY INFORMATION
 This document contains proprietary information which is the sole property of Werlatone, Inc.

REVISION HISTORY					
DATE	REV	REVISION RECORD	AUTH	CHK	APPV
3/15/2011	-	INITIAL RELEASE	NH	BW	BW
3/21/2011	A	ECN # 5325	NH	BW	BW



UNLESS OTHERWISE SPECIFIED		DWN	DATE	WERLATONE SINCE 1965	17 Jon Barrett Rd Patterson, NY 12563		
INTERPRET DRAWING IAW MIL-STD-100 DIMENSIONING PER ASME Y14.5M-2009 PARANTHETICAL INFO FOR REF ONLY DIMENSIONS ARE IN INCHES TOLERANCES: ANGLE ± 2° 3 PL DECIMALS ± .005 2 PL DECIMALS ± .015		NH	03/15/11				
THIRD ANGLE PROJECTION		CHK	DATE	OUTLINE			
		BW	03/15/11				
		ENGR	DATE	USED ON			
		BW	03/15/11				
		QA	DATE				
		RLSE	DATE	SIZE	CAGE CODE	DWG NO	REV
				A	28812	20753-500	A
				SCALE			SHEET 1 OF 1

Restriction on use, duplication, or disclosure of proprietary information. This document contains proprietary information which is the sole property of Werlatone, Inc.
 Werlatone, Inc. 17 Jon Barrett Road Patterson, NY 12563 T:(845)278-2220 F:(845)278-3440 sales@werlatone.com www.werlatone.com