
PRODUCT DATA SHEET
D10407

Werlatone® Mismatch Tolerant® High Power Broadband RF Combiners and Dividers will operate into High Load VSWR Conditions, for extended periods, without damage. With extensive experience as a supplier to military platforms worldwide **Werlatone®** designs its High Power Broadband Combiners, Power Dividers, and N-Way Combiners for proper operation in the most stringent operating conditions.

Features:

High Power Wide Bandwidths Small Size High Isolation Custom Designs Available

Electrical Specifications:

Frequency: 3100 - 3500 MHz
 Power: 400 W CW
 Insertion Loss: 0.3 dB Max.
 VSWR: 1.40:1 Max.
 Phase Balance: ± 5° Max.
 Amplitude Balance: 0.25 dB Max.
 Isolation: 20 dB Min.


Mechanical Specifications:

Type: Connectorized
 Material: Aluminum 6061-T6
 Surface Finish: Chem. Film Per MIL-DTL-5541F Type I Class 3 (Yellow Iridite) RoHS Compliant Available
 Operating Temperature: -55°C to +75°C
 Storage Temperature: -60°C to +85°C
 Size: 2.52 x 2.4 x 1.16"

Connector Configurations:

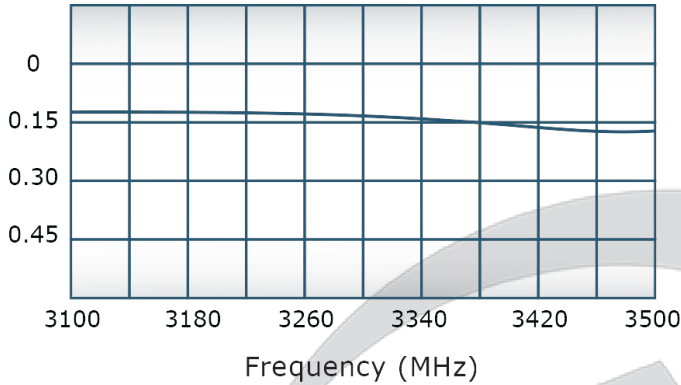
Model	Sum Port (J1)	Input/Output (J2)	Input/Output (J3)
D10407-10	N Female	N Female	N Female
D10407-12	N Female	SMA	SMA
D10407-20	7/16 Female	N Female	N Female

When specified, Werlatone® High Power Combiners and RF Dividers will tolerate full input failures on adjacent port(s). This insures that remaining transmitter(s) may continue to operate until the amplifier system can be properly shut down for maintenance. Choose your specific connector configuration from a list of options. Additional connector configurations for our High Power RF Combiners/Dividers, Non-Coherent Combiners, and N-Way Combiners are available upon request.

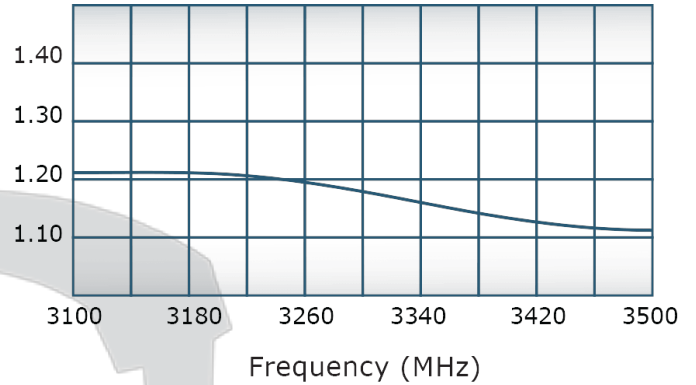


Performance Data (Specifications subject to change without notice):

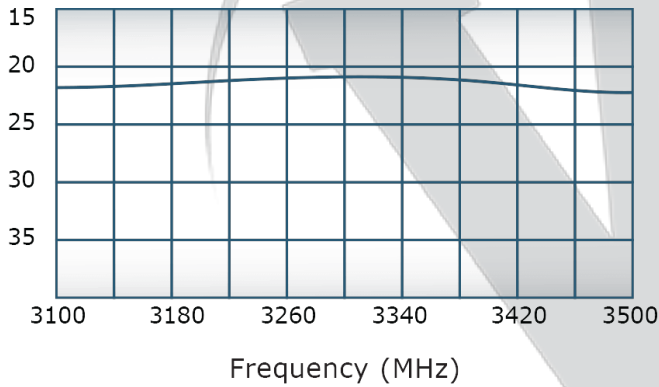
Insertion Loss:



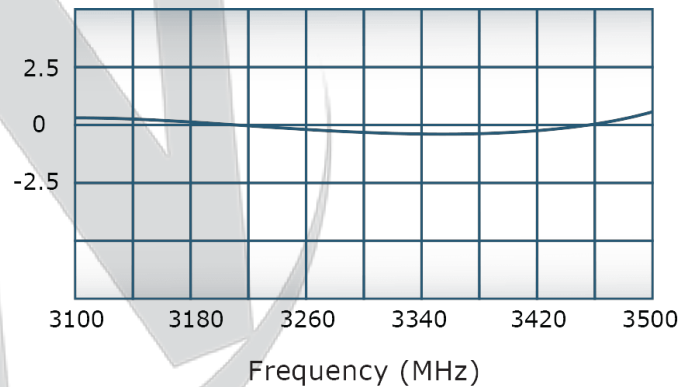
VSWR:



Isolation:



Phase Balance:



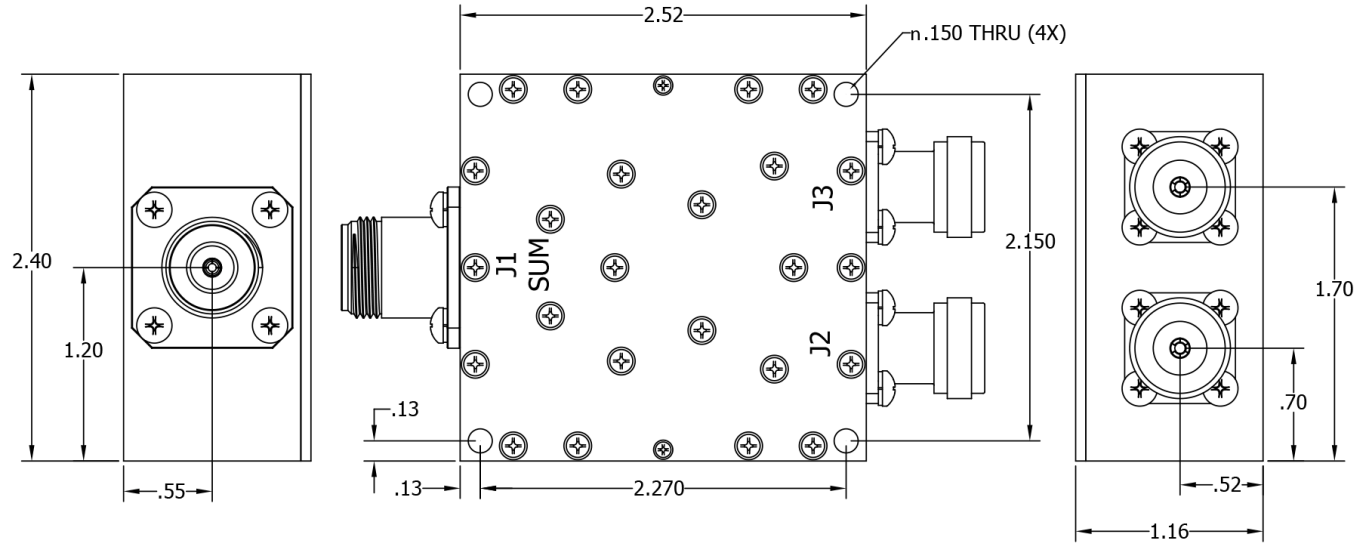
Restriction on use, duplication, or disclosure of proprietary information. This document contains proprietary information which is the sole property of

Werlatone, Inc.

Werlatone, Inc. 17 Jon Barrett Road Patterson, NY 12563 T:(845)278-2220 F:(845)278-3440 sales@werlatone.com www.werlatone.com

RESTRICTION ON USE, DUPLICATION OR DISCLOSURE OF PROPRIETARY INFORMATION
 This document contains proprietary information which is the sole property of Werlatone, Inc.

REVISION HISTORY			
REV	REVISION RECORD	DATE	APPROVED
-	INITIAL RLS	7/15/2013	BW



UNLESS OTHERWISE SPECIFIED		DWN	DATE	WERLATONE SINCE 1965	17 Jon Barrett Rd Patterson, NY 12563		
<ul style="list-style-type: none"> • INTERPRET DRAWING LAW MIL-STD-100 • DIMENSIONING PER ASME Y14.5M-2009 • PARENTHETICAL INFO FOR REF ONLY • DIMENSIONS ARE IN INCHES • DIMENSIONAL LIMITS APPLY BEFORE PROCESSES • TOLERANCES: ANGLES ± 2- 3 PL ± .005 2 PL ± .015 		NH	07/15/13				
THIRD ANGLE PROJECTION		CHK	DATE	TITLE			
		BW	07/15/13	OUTLINE			
		ENGR	DATE				
		BW	07/15/13	SIZE	CAGE CODE	DWG NO	REV
		MFGR	DATE	A	28812	21038-500	-
		QA	DATE	SCALE	SHEET 1 OF 1		
		RLSE	DATE	1:1			

Restriction on use, duplication, or disclosure of proprietary information. This document contains proprietary information which is the sole property of Werlatone, Inc.
 Werlatone, Inc. 17 Jon Barrett Road Patterson, NY 12563 T:(845)278-2220 F:(845)278-3440 sales@werlatone.com www.werlatone.com