



**DECADES AHEAD<sup>®</sup>**  
**high power RF devices**

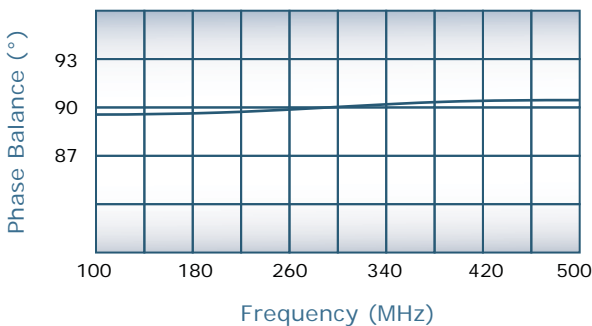
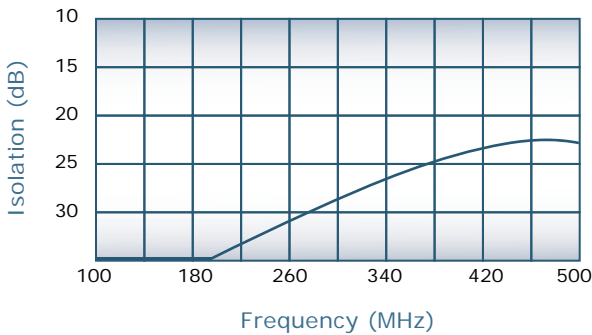
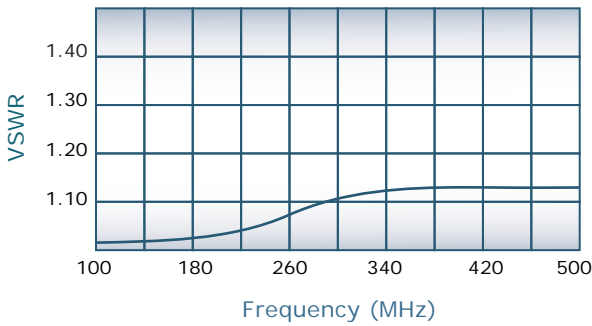
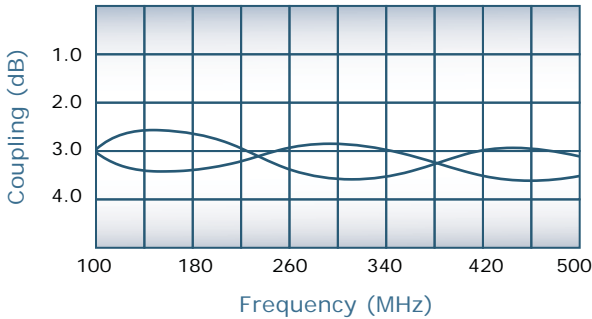
**Werlatone<sup>®</sup>, Inc.**

17 Jon Barrett Road Patterson, New York 12563  
 T (845) 278 2220      www.werlatone.com  
 F (845) 278 3440      sales@werlatone.com

**90° Hybrid Coupler**

**Model QH8756**

Frequency:	100 - 500 MHz
Power:	2,000 W CW
Insertion Loss:	0.35 dB Max.
VSWR:	1.30: 1 Max.
Isolation:	18 dB Min.
Phase Balance:	90° ± 3° Max.
Amplitude Balance:	± 0.6 dB Max.



**Notes**

- All specifications guaranteed
- Test data provided with each unit shipped
- Weight: 7 Pounds
- Operating Temperature: -55°C to +75°C

**Connector Configurations**

Model	J1 (Sum Port)	J2, J3 (0°, 90°)	J4 (Diff Port)
QH8756-41	SC Female	N Female	N Female
QH8756-650	7/16 Female	SC Female	SC Female

