



**DECADES AHEAD<sup>®</sup>**  
high power RF devices

**Werlatone<sup>®</sup>, Inc.**

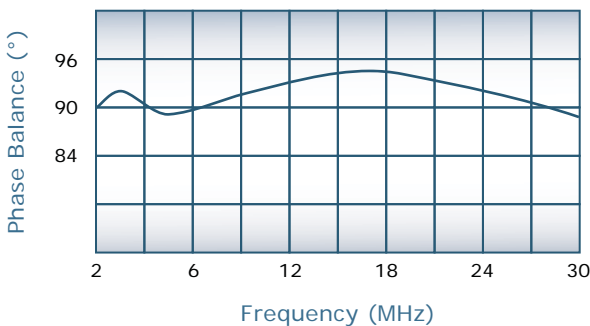
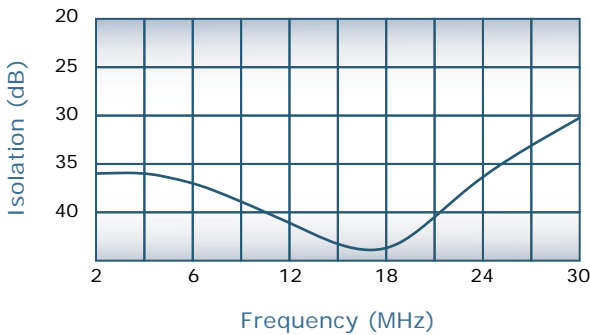
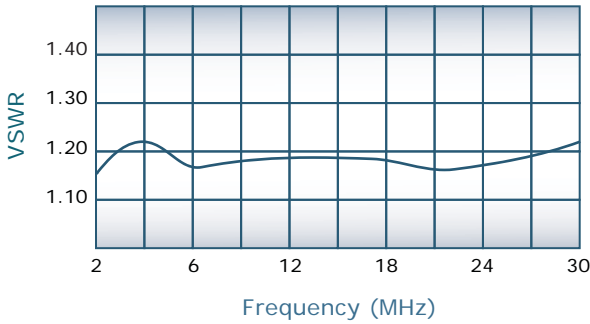
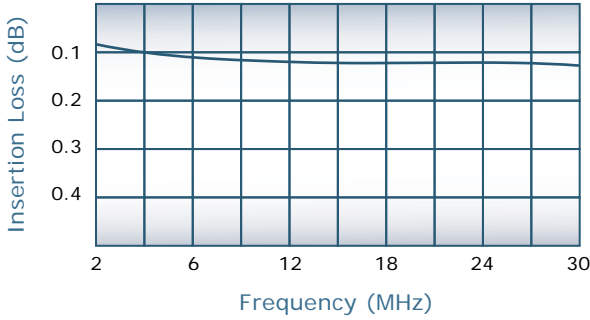
17 Jon Barrett Road Patterson, New York 12563  
T (845) 278 2220      www.werlatone.com  
F (845) 278 3440      sales@werlatone.com



**90° Hybrid Coupler**

**Model QH6213**

Frequency:	2 - 30 MHz
Power:	1,200 W CW
Insertion Loss:	0.3 dB Max.
VSWR:	1.25: 1 Max.
Isolation:	25 dB Min.
Phase Balance:	90° ± 6° Max.
Amplitude Balance:	± 0.2 dB Max.



**Notes**

- All specifications guaranteed
- Test data provided with each unit shipped
- Weight: 6 Pounds 2 Ounces
- Operating Temperature: -55°C to +75°C

**Connector Configurations**

Model	J3 (Sum Port)	J1, J2 (0°, 90°)
QH6213-10	N Female	N Female
QH6213-12	N Female	SMA
QH6213-102	N Female	BNC

