



**DECADES AHEAD<sup>®</sup>**  
**high power RF devices**

**Werlatone<sup>®</sup>, Inc.**

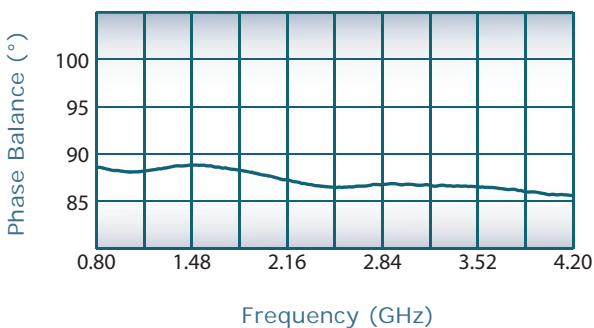
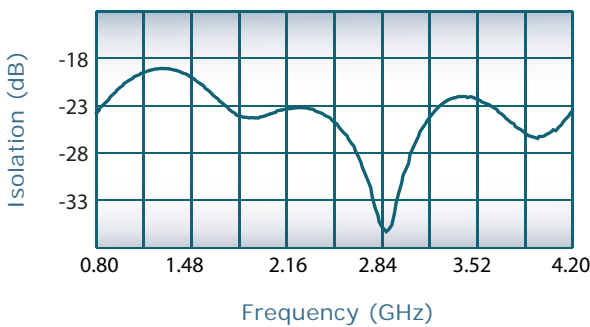
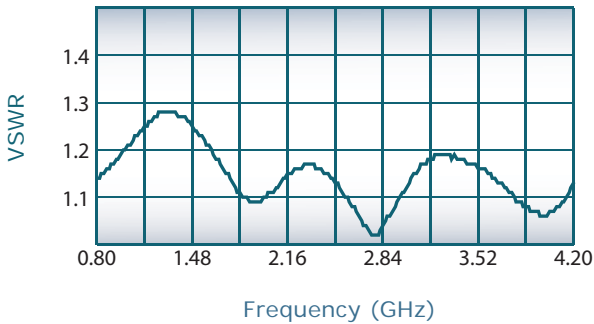
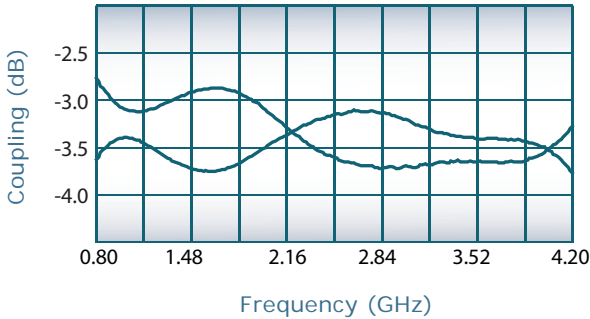
17 Jon Barrett Road Patterson, New York 12563  
 T (845) 278 2220      www.werlatone.com  
 F (845) 278 3440      sales@werlatone.com



**90° Hybrid Coupler**

**Model QH8362**

Frequency:	800 - 4200 MHz
Power:	150 W CW
Insertion Loss:	0.55 dB Max.
VSWR:	1.35:1 Max.
Isolation:	18 dB Min.
Phase Balance:	± 5° Max.
Amplitude Balance:	0.5 dB Max.



**Notes**

- All specifications guaranteed
- Weight: 2 Ounces
- Test data provided with each unit shipped
- Operating Temperature: -55°C to +75°C

**Connector Configurations**

Model	J1 (Sum Port)	J2, J3 (-90°, 0°)	J4 (Diff Port)
QH8362-102	SMA	SMA	SMA

