




**DECADES AHEAD<sup>®</sup>**  
high power RF devices

**Werlatone<sup>®</sup>, Inc.**

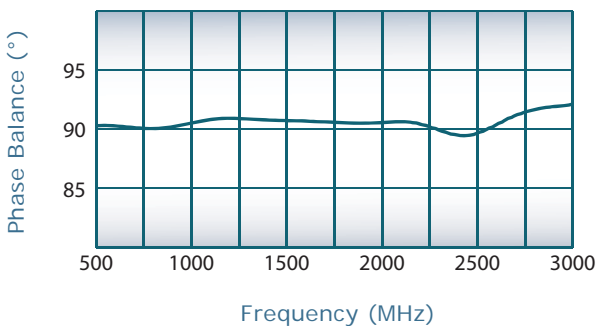
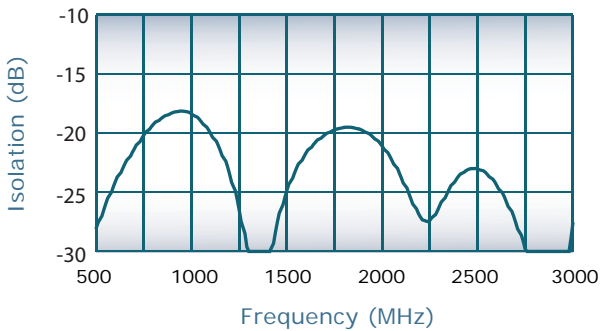
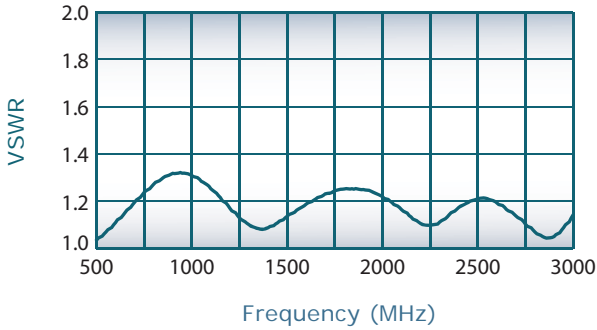
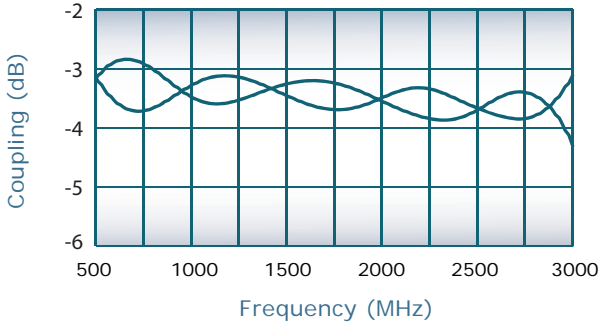
17 Jon Barrett Road Patterson, New York 12563  
T (845) 278 2220      www.werlatone.com  
F (845) 278 3440      sales@werlatone.com



**90° Hybrid Coupler**

**Model QH8281**

Frequency:	500 - 3000 GHz
Power:	200 W CW
Insertion Loss:	0.7 dB Max.
VSWR:	1.35: 1 Max.
Isolation:	18 dB Min.
Phase Balance:	90° ± 5° Max.
Amplitude Balance:	± 0.75 dB Max.



**Notes**

- All specifications guaranteed
- Test data provided with each unit shipped
- Operating Temperature: -55°C to +75°C
- Weight: 3.5 Ounces

**Port Configuration**

Model	J1 (Sum Port)	J2, J3 (0°, 90°)	J4 (Iso Port)
QH8281-102	SMA	SMA	SMA

