



**DECADES AHEAD<sup>®</sup>**  
**high power RF devices**

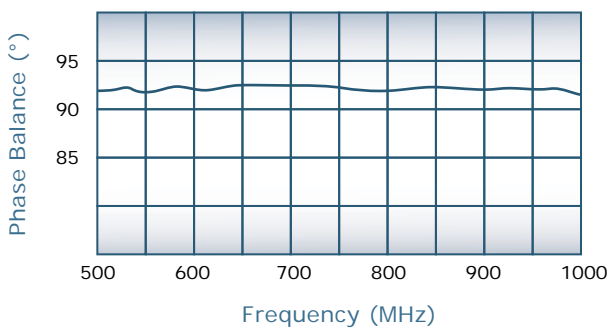
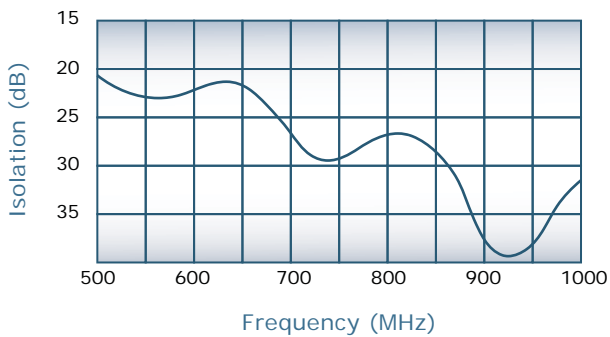
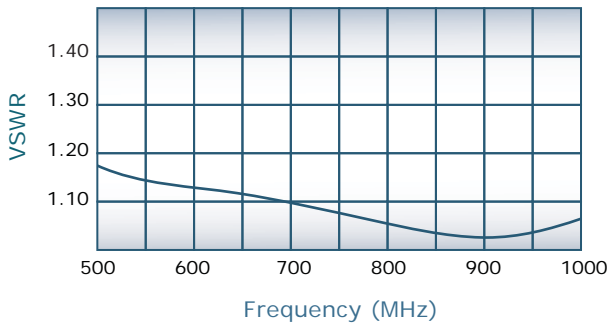
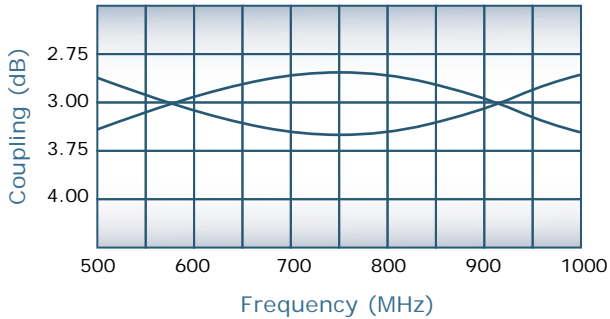
**Werlatone<sup>®</sup>, Inc.**

17 Jon Barrett Road Patterson, New York 12563  
 T (845) 278 2220      www.werlatone.com  
 F (845) 278 3440      sales@werlatone.com

**90° Hybrid Coupler**

**Model QH7949**

Frequency:	500 - 1000 MHz
Power:	500 W CW
Insertion Loss:	0.15 dB Max.
VSWR:	1.25:1 Max.
Isolation:	20 dB Min.
Phase Balance:	± 5° Max.
Amplitude Balance:	± 0.55 dB Max.



**Notes**

- All specifications guaranteed
- Test data provided with each unit shipped
- Operating Temperature: -55°C to +75°C
- Drop-In Design

**Port Configuration**

J1	J2	J3	J4
Sum Port	90° Port	0° Port	Isolated Port

