



**DECADES AHEAD<sup>®</sup>**  
high power RF devices

**Werlatone<sup>®</sup>, Inc.**

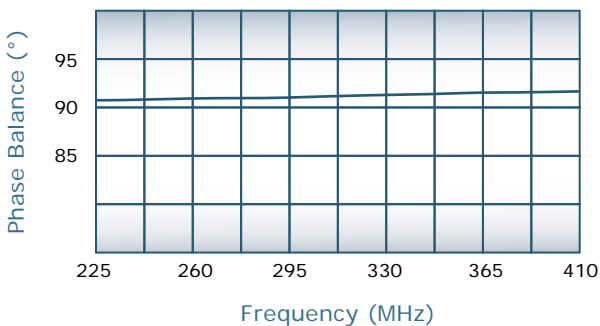
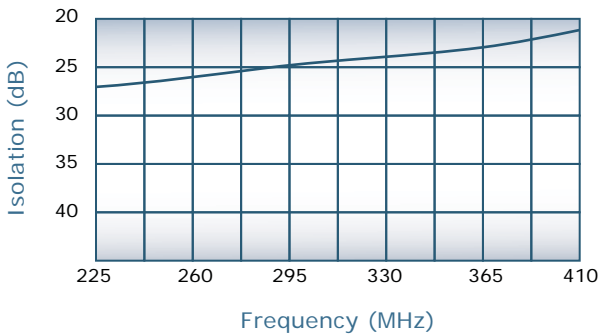
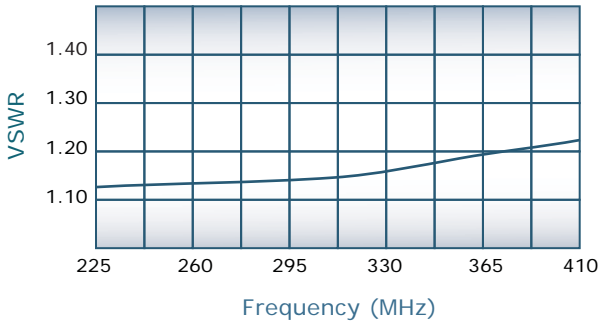
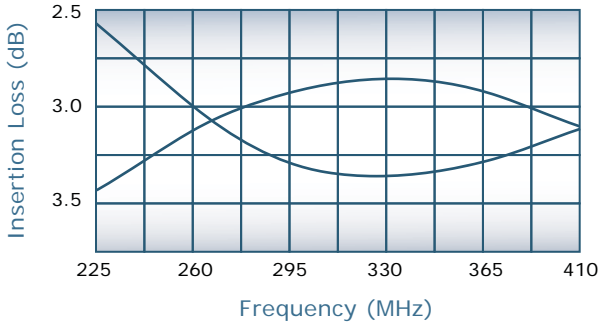
17 Jon Barrett Road Patterson, New York 12563  
T (845) 278 2220      www.werlatone.com  
F (845) 278 3440      sales@werlatone.com



**90° Hybrid Coupler**

**Model QH6651**

Frequency:	225 - 410 MHz
Power:	1,200 W CW
Insertion Loss:	0.2 dB Max.
VSWR:	1.30: 1 Max.
Isolation:	20 dB Min.
Phase Balance:	90° ± 5° Max.
Amplitude Balance:	± 0.5 dB Max.



**Notes**

- All specifications guaranteed
- Test data provided with each unit shipped
- Weight: 1.75 Pounds
- Operating Temperature: -55°C to +75°C

**Connector Configurations**

Model	J1 (Sum Port)	J2, J3 (0°, 90°)	J4 (Iso Port)
QH6651-10	N Female	N Female	N Female
QH6651-12	N Female	SMA	SMA
QH6651-41	SC Female	N Female	N Female
QH6651-43	SC Female	SMA	SMA

