



DECADES AHEAD[®]
high power RF devices

Werlatone[®], Inc.

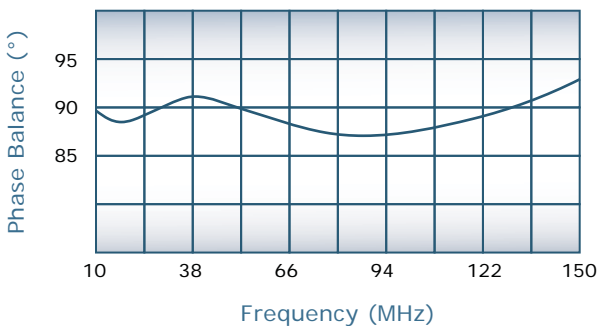
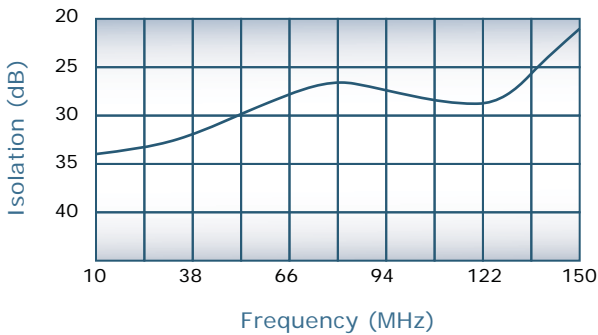
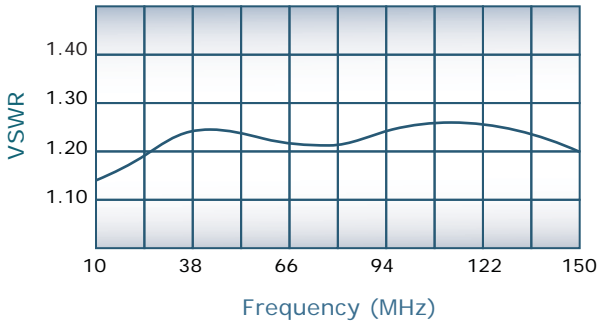
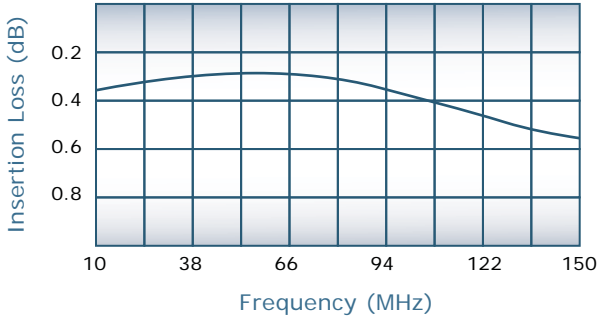
17 Jon Barrett Road Patterson, New York 12563
T (845) 278 2220 www.werlatone.com
F (845) 278 3440 sales@werlatone.com



90° Hybrid Coupler

Model QH6312

Frequency:	10 - 150 MHz
Power:	10 W CW
Insertion Loss:	0.6 dB Max.
VSWR:	1.30: 1 Max.
Isolation:	20 dB Min.
Phase Balance:	90° ± 5° Max.
Amplitude Balance:	± 0.3 dB Max.



Notes

- All specifications guaranteed
- Test data provided with each unit shipped
- Weight: 0.5 Pounds
- Operating Temperature: -55°C to +75°C

Connector Configurations

Model	J1 (Sum Port)	J2, J3 (90°, 0°)
QH6312-10	N Female	N Female
QH6312-12	N Female	SMA
QH6312-13	N Female	BNC
QH6312-102	SMA	SMA

