



DECADES AHEAD[®]
high power RF devices

Werlatone[®], Inc.

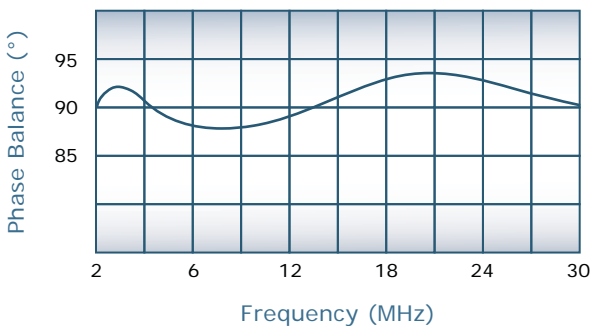
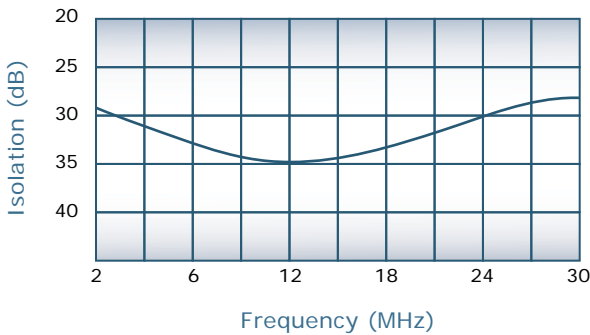
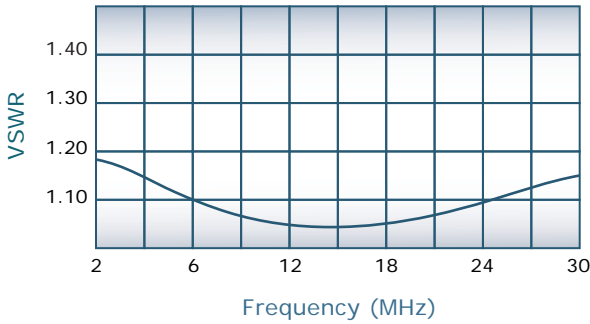
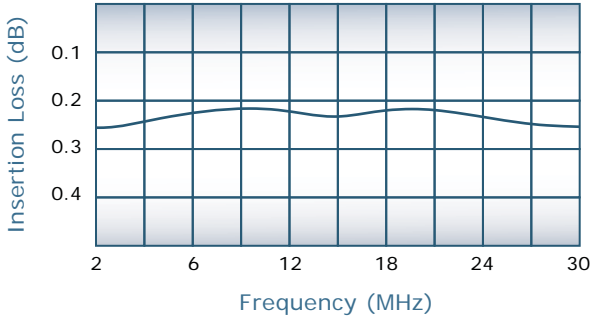
17 Jon Barrett Road Patterson, New York 12563
T (845) 278 2220 www.werlatone.com
F (845) 278 3440 sales@werlatone.com



90° Hybrid Coupler

Model QH6212

Frequency:	2 - 30 MHz
Power:	80 W CW
Insertion Loss:	0.3 dB Max.
VSWR:	1.25: 1 Max.
Isolation:	25 dB Min.
Phase Balance:	90° ± 5° Max.
Amplitude Balance:	± 0.2 dB Max.



Notes

- All specifications guaranteed
- Test data provided with each unit shipped
- Weight: 1 Pound
- Operating Temperature: -55°C to +75°C

Connector Configurations

Model	J1 (Sum Port)	J2, J3 (90°, 0°)
QH6212-10	N Female	N Female
QH6212-12	N Female	SMA
QH6212-102	SMA	SMA

