



**DECADES AHEAD<sup>®</sup>**  
**high power RF devices**

**Werlatone<sup>®</sup>, Inc.**

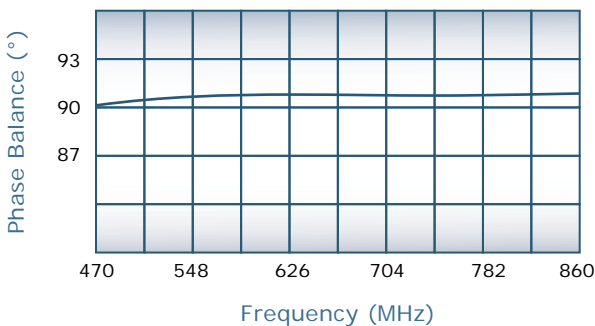
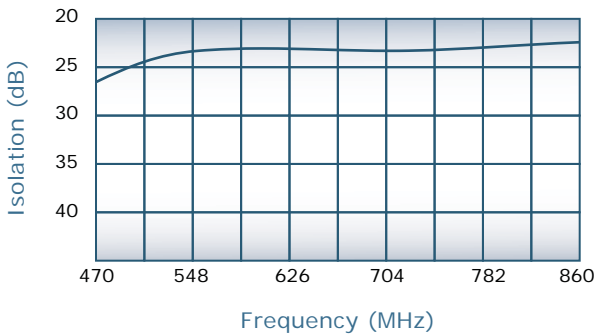
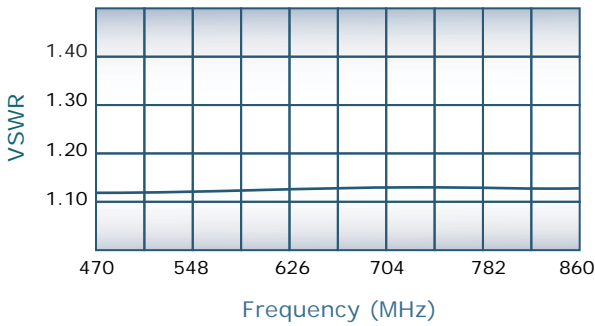
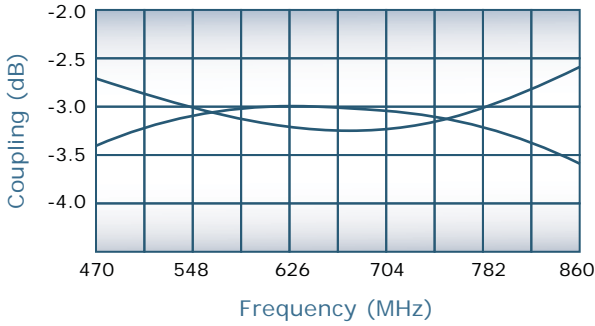
17 Jon Barrett Road Patterson, New York 12563  
 T (845) 278 2220      www.werlatone.com  
 F (845) 278 3440      sales@werlatone.com



**90° Hybrid Coupler**

**Model QH3548**

Frequency:	470 - 860 MHz
Power:	300 W CW
Insertion Loss:	0.3 dB Max.
VSWR:	1.30: 1 Max.
Isolation:	20 dB Min.
Phase Balance:	90° ± 3° Max.
Amplitude Balance:	± 0.5 dB Max.



**Notes**

- All specifications guaranteed
- Test data provided with each unit shipped
- Operating Temperature: -55°C to +75°C

**Connector Configurations**

Model	J1 (Sum Port)	J2, J3 (90°, 0°)	J4 (Iso Port)
QH3548-10	N Female	N Female	N Female
QH3548-12	N Female	SMA	N Female
QH3548-102	SMA	SMA	SMA

