



DECADES AHEAD[®]
high power RF devices

Werlatone[®], Inc.

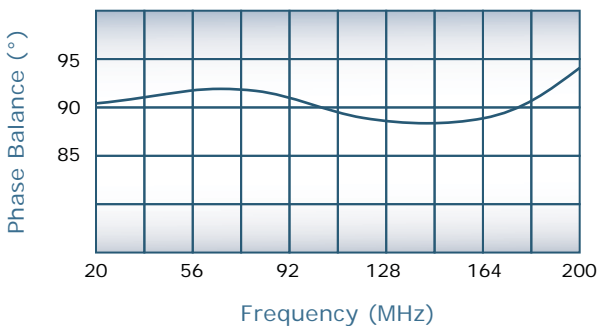
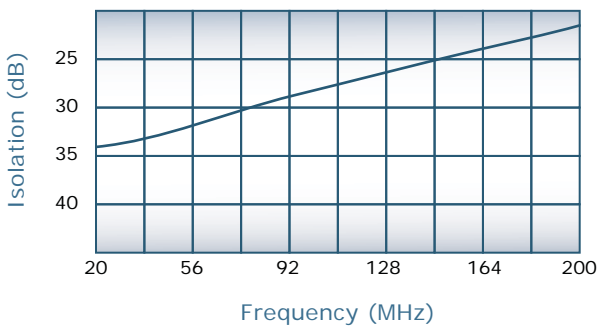
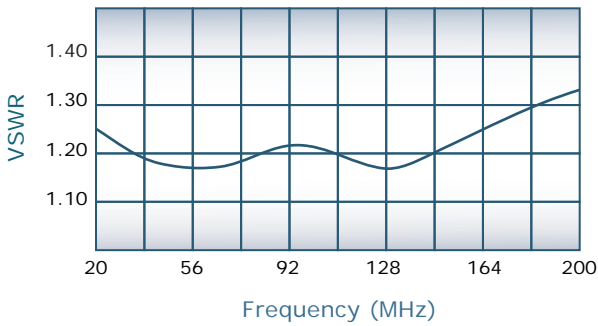
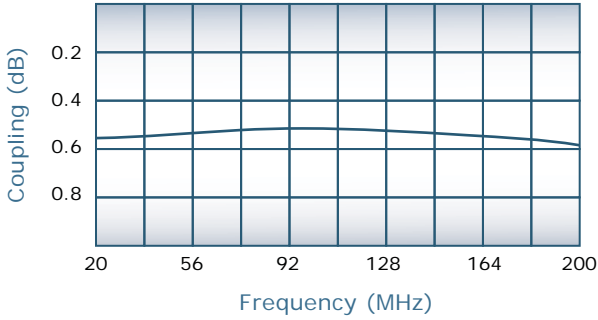
17 Jon Barrett Road Patterson, New York 12563
T (845) 278 2220 www.werlatone.com
F (845) 278 3440 sales@werlatone.com



90° Hybrid Coupler

Model QH3503

Frequency:	20 - 200 MHz
Power:	200 W CW
Insertion Loss:	0.7 dB Max.
VSWR:	1.40: 1 Max.
Isolation:	20 dB Min.
Phase Balance:	90° ± 10° Max.
Amplitude Balance:	± 0.3 dB Max.



Notes

- All specifications guaranteed
- Test data provided with each unit shipped
- Operating Temperature: -55°C to +75°C

Connector Configurations

Model	J1 (Sum Port)	J2, J3 (90°, 0°)
QH3503-10	N Female	N Female
QH3503-12	N Female	SMA
QH3503-102	SMA	SMA

