



**DECADES AHEAD<sup>®</sup>**  
**high power RF devices**

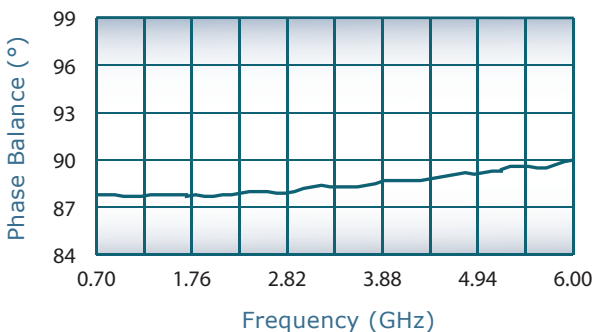
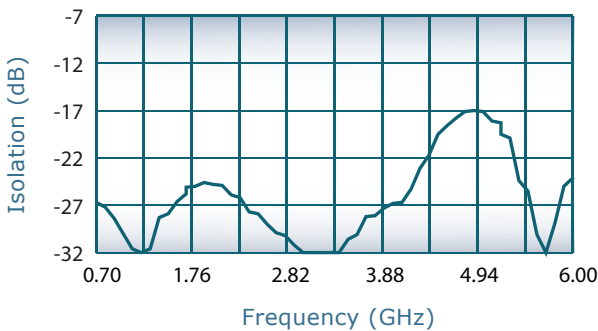
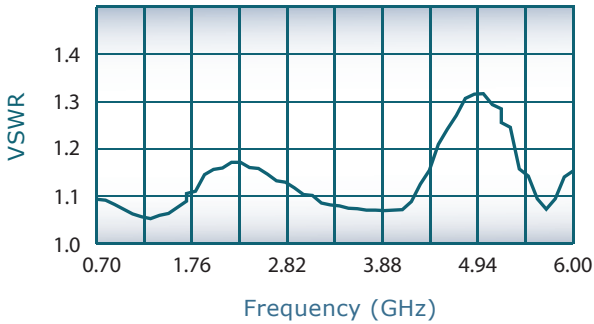
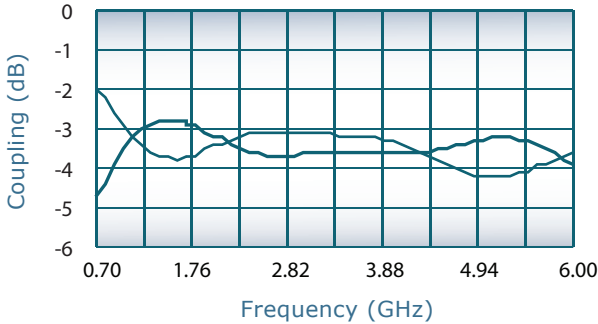
**Werlatone<sup>®</sup>, Inc.**

17 Jon Barrett Road Patterson, New York 12563  
 T (845) 278 2220      www.werlatone.com  
 F (845) 278 3440      sales@werlatone.com

**90° Hybrid Coupler**

**Model QH10756**

Frequency:	700 - 6000 MHz
Power:	60 W CW
Insertion Loss:	0.55 dB Max.
VSWR:	1.40:1 Max.
Isolation:	16 dB Min.
Phase Balance:	90° ± 5° Max.
Amplitude Balance:	± 1.5 dB Max. (700-900 MHz) ± 0.6 dB Max. (900-6000 MHz)



**Notes**

- All specifications guaranteed
- Operating Temperature: -55°C to +75°C
- Surface Mount Design
- Surface Finish: Immersion Silver (RoHS Compliant). Other Surface Finish Options Available Upon Request
- See Surface Mount Tech Note for Installation Guidelines

**Port Configurations**

J1	J2	J3	J4
Input	-3 dB, 0°	-3 dB, -90°	Isolated
-3 dB, 0°	Input	Isolated	-3 dB, -90°
-3 dB, -90°	Isolated	Input	-3 dB, 0°
Isolated	-3 dB, -90°	-3 dB, 0°	Input

