



DECADES AHEAD[®]
high power RF devices

Werlatone[®], Inc.

17 Jon Barrett Road Patterson, New York 12563
T (845) 278 2220 www.werlatone.com
F (845) 278 3440 sales@werlatone.com



90° Hybrid Coupler

Model QH10541

Frequency: 700 - 6000 MHz

Power: 100 W CW

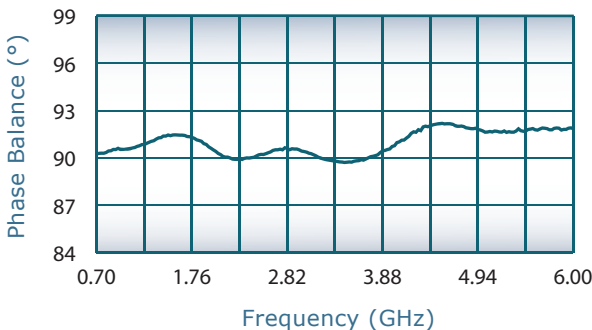
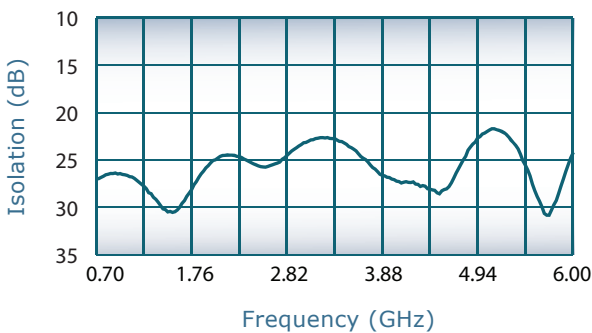
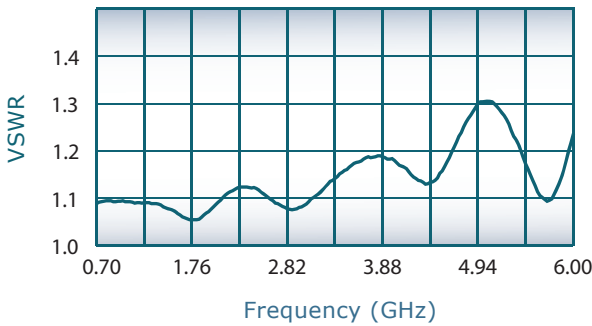
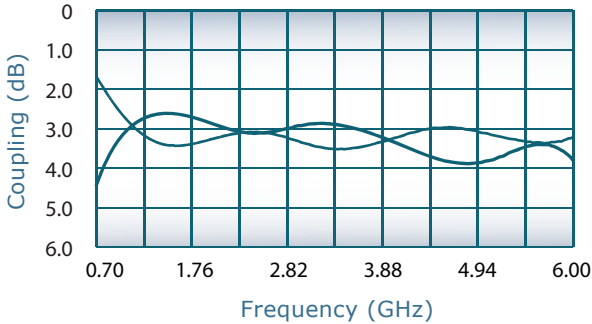
Insertion Loss: 0.5 dB Max.

VSWR: 1.40:1 Max.

Isolation: 17 dB Min.

Phase Balance: 90° ± 5° Max.

Amplitude Balance: ± 0.6 dB Max. (900-6000 MHz)
± 1.5 dB Max. (700-900 MHz)



Notes

- All specifications guaranteed
- Operating Temperature: -55°C to +75°C
- Surface Mount Design
- Surface Finish: Immersion Silver (RoHS Compliant). Other Surface Finish Options Available Upon Request
- See Surface Mount Tech Note for Installation Guidelines

Port Configurations

J1	J2	J3	J4
Input	-3 dB, 0°	-3 dB, -90°	Isolated
-3 dB, 0°	Input	Isolated	-3 dB, -90°
-3 dB, -90°	Isolated	Input	-3 dB, 0°
Isolated	-3 dB, -90°	-3 dB, 0°	Input

