



**DECADES AHEAD<sup>®</sup>**  
high power RF devices

**Werlatone<sup>®</sup>, Inc.**

17 Jon Barrett Road Patterson, New York 12563  
T (845) 278 2220      www.werlatone.com  
F (845) 278 3440      sales@werlatone.com



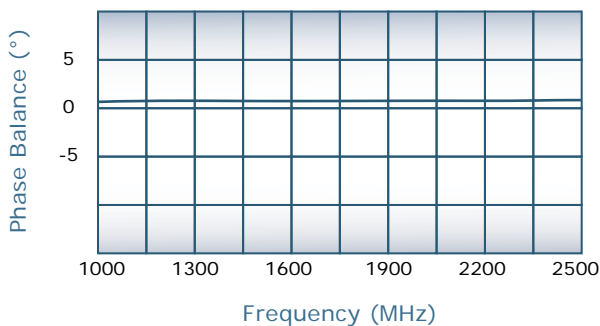
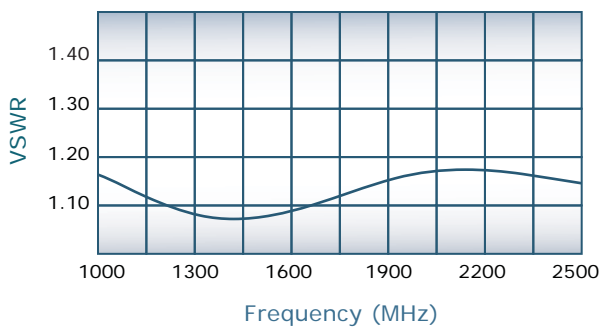
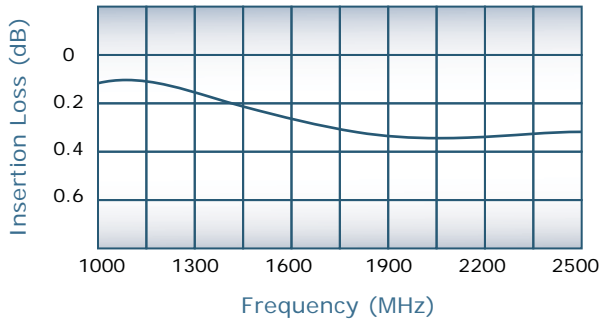
## 8-Way *Non-Isolated* Combiner/Divider

### Model D9939

Frequency:	1000 - 2500 MHz
Power:	200 W CW 2 kW Peak
Insertion Loss:	0.4 dB Max.
VSWR:	1.20:1 Max.
Phase Balance:	± 3° Max.
Amplitude Balance:	0.3 dB Max.



*For In-Building Applications*



#### Notes

- All specifications guaranteed
- Test data provided with each unit shipped
- Alternate connector configurations upon request
- Operating Temperature: -55°C to +75°C

#### Connector Configurations

Model	J1 (Sum Port)	J2-J9 (Input/Output)
D9939-12	N Female	SMA

