




**DECADES AHEAD<sup>®</sup>**  
**high power RF devices**

**Werlatone<sup>®</sup>, Inc.**

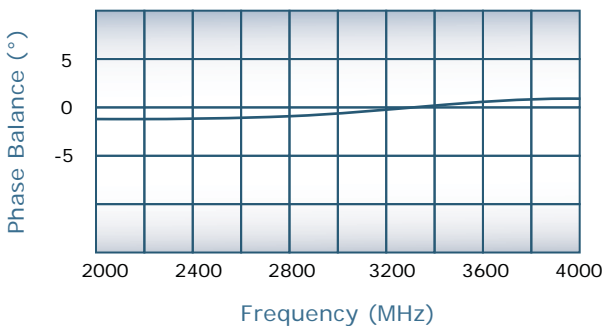
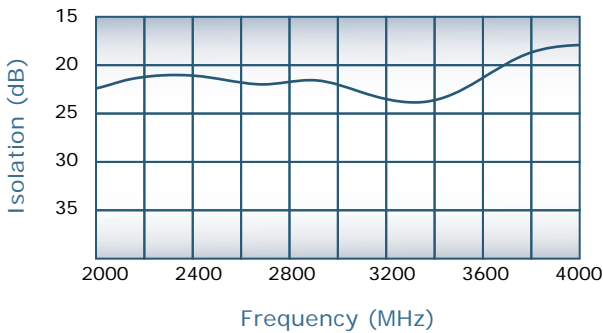
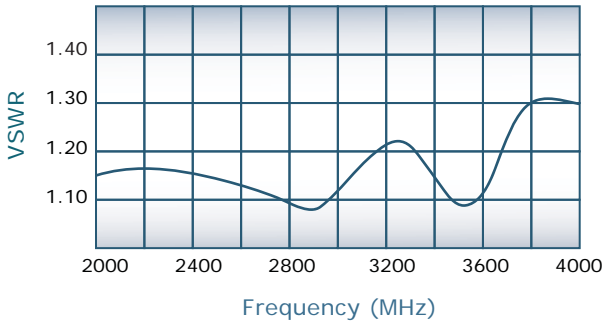
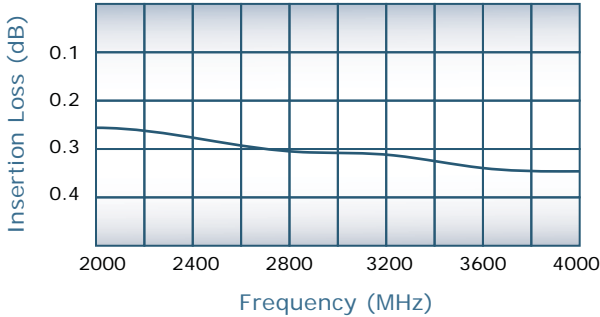
17 Jon Barrett Road Patterson, New York 12563  
 T (845) 278 2220      www.werlatone.com  
 F (845) 278 3440      sales@werlatone.com



**2-Way Combiner/Divider**

**Model D9900**

Frequency:	2000 - 4000 MHz
Power:	50 W CW
Insertion Loss:	0.5 dB Max.
VSWR:	1.40:1 Max.
Isolation:	15 dB Min.
Phase Balance:	$\pm 5^\circ$ Max.
Amplitude Balance:	0.25 dB Max.



**Notes**

- All specifications guaranteed
- Test data provided with each unit shipped
- Alternate connector configurations upon request
- Weight: 1 Pound 4 Ounces
- Operating Temperature: -55°C to +75°C

**Connector Configurations**

Model	J1 (Sum Port)	J2,J3 (Input/Output)
D9900-10	N Female	N Female
D9900-12	N Female	SMA
D9900-13	N Female	BNC
D9900-102	SMA	SMA

