



DECADES AHEAD[®]
high power RF devices

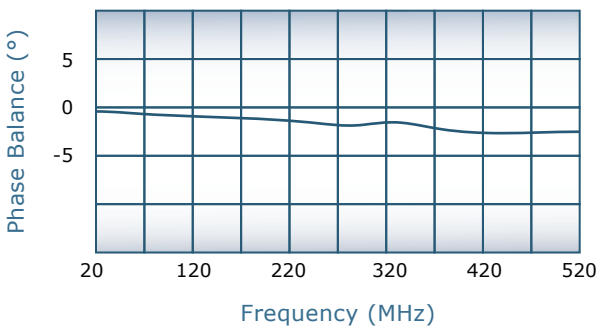
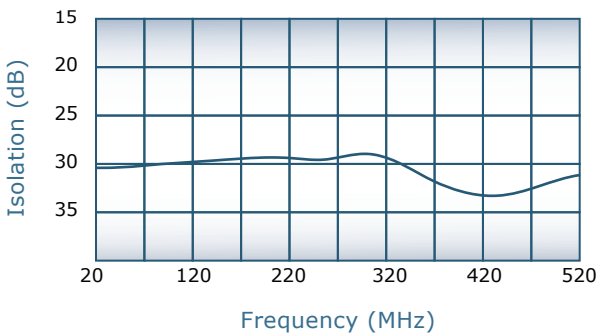
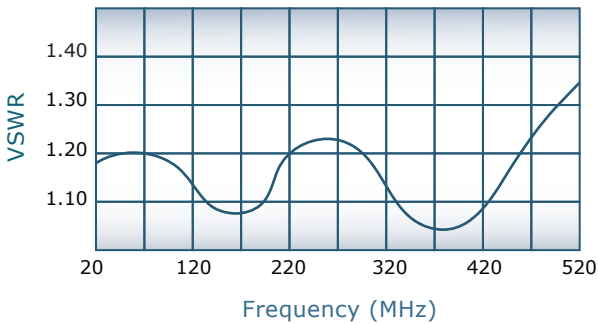
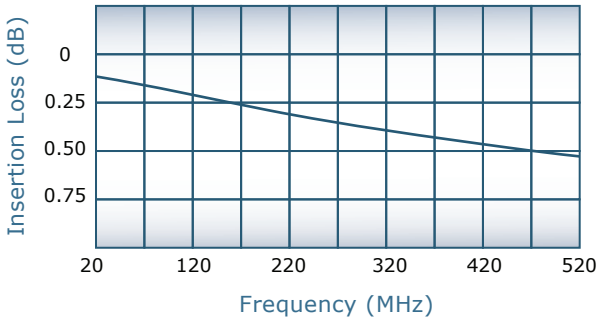
Werlatone[®], Inc.

17 Jon Barrett Road Patterson, New York 12563
T (845) 278 2220 www.werlatone.com
F (845) 278 3440 sales@werlatone.com



2-Way Combiner/Divider
Model D9605

Frequency:	20 - 520 MHz
Power:	2,000 W CW
Insertion Loss:	0.6 dB Max.
VSWR:	1.35:1 Max.
Isolation:	20 dB Min.
Phase Balance:	± 5° Max.
Amplitude Balance:	0.3 dB Max.



Notes

- All specifications guaranteed
- Test data provided with each unit shipped
- Alternate connector configurations upon request
- Operating Temperature: -55°C to +75°C

Connector Configurations

Model	J3 (Sum Port)	J1, J2 (Input/Output)
D9605-20	7/16 Female	N Female
D9605-41	SC Female	N Female

