



DECADES AHEAD[®]
high power RF devices

Werlatone[®], Inc.

17 Jon Barrett Road Patterson, New York 12563
 T (845) 278 2220 www.werlatone.com
 F (845) 278 3440 sales@werlatone.com



4-Way Combiner/Divider

Model D9416

Frequency: 200 - 1000 MHz

Power: 500 W CW
 50 W / Input Non-Coherent

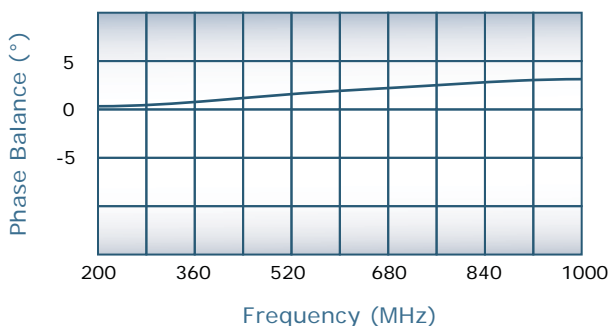
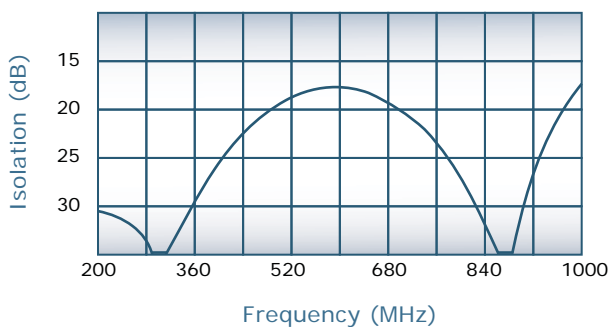
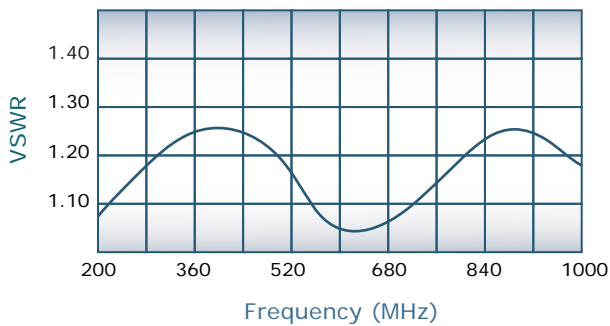
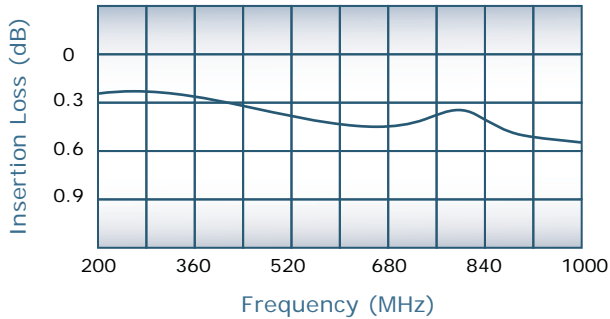
Insertion Loss: 0.65 dB Max.

VSWR: 1.35:1 Max.

Isolation: 17 dB Min.

Phase Balance: $\pm 5^\circ$ Max.

Amplitude Balance: 0.3 dB Max.



Notes

- All specifications guaranteed
- Test data provided with each unit shipped
- Alternate connector configurations upon request
- Operating Temperature: -55°C to +75°C

Connector Configurations

| Model | J1 (Sum Port) | J2-J5 (Input/Output) |
|----------|---------------|----------------------|
| D9416-10 | N Female | N Female |
| D9416-12 | N Female | SMA |
| D9416-41 | SC Female | N Female |

