



DECADES AHEAD[®]
high power RF devices

Werlatone[®], Inc.

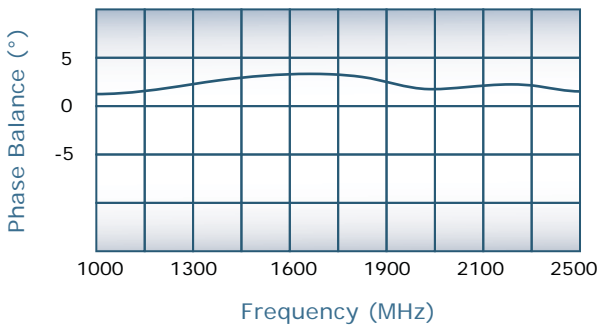
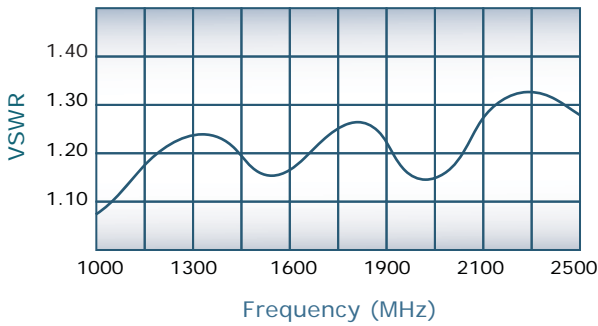
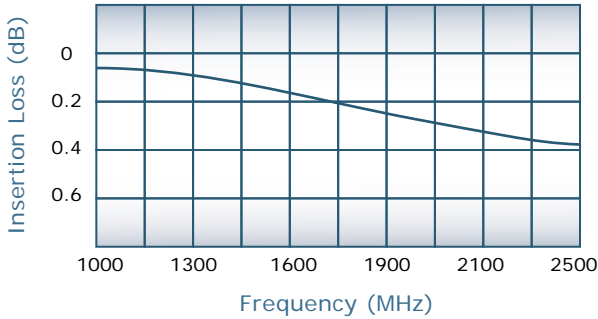
17 Jon Barrett Road Patterson, New York 12563
T (845) 278 2220 www.werlatone.com
F (845) 278 3440 sales@werlatone.com



4-Way *Non-Isolated* Combiner/Divider

Model D9343

Frequency:	1000 - 2500 MHz
Power:	1000 W CW
Insertion Loss:	0.5 dB Max.
VSWR:	1.35:1 Max.
Phase Balance:	± 5° Max.
Amplitude Balance:	0.25 dB Max.

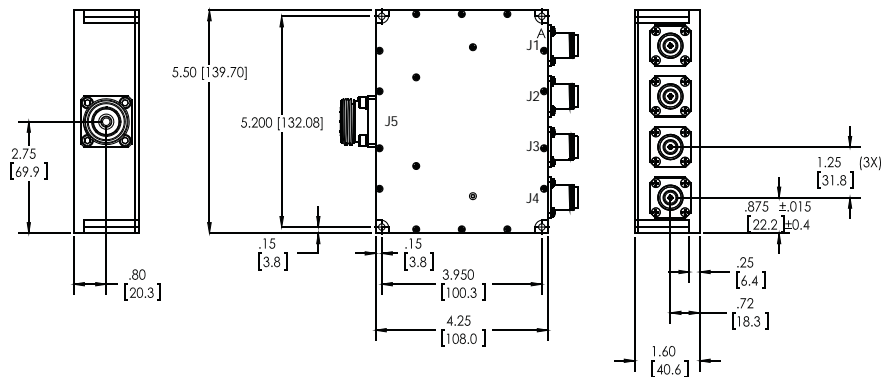


Notes

- All specifications guaranteed
- Test data provided with each unit shipped
- Weight: 2.7 Pounds
- Alternate connector configurations upon request

Connector Configurations

Model	J5 (Sum Port)	J1-J4 (Input/Output)
D9343-20	7/16 Female	N Female
D9343-22	7/16 Female	SMA
D9343-23	7/16 Female	BNC



SINCE 1965

Specifications subject to change without notice



Send Us Your Specs for Custom Designs