



**DECADES AHEAD<sup>®</sup>**  
high power RF devices

**Werlatone<sup>®</sup>, Inc.**

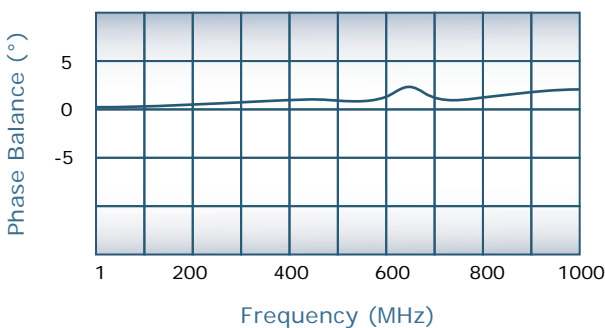
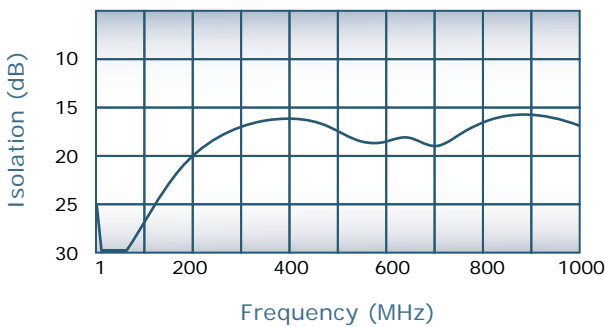
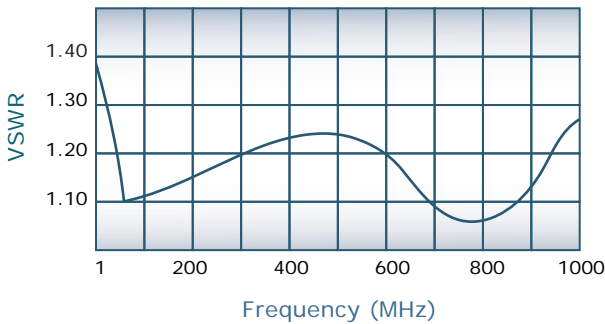
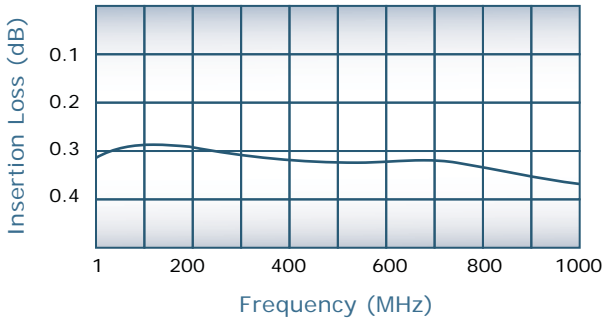
17 Jon Barrett Road Patterson, New York 12563  
T (845) 278 2220      www.werlatone.com  
F (845) 278 3440      sales@werlatone.com



## 2-Way Combiner/Divider

### Model D9335

Frequency:	1 - 1000 MHz
Power:	100 W CW
Insertion Loss:	0.7 dB Max.
VSWR:	1.40:1 Max.
Isolation:	15 dB Min.
Phase Balance:	± 5° Max.
Amplitude Balance:	0.3 dB Max.



#### Notes

- All specifications guaranteed
- Test data provided with each unit shipped
- Alternate connector configurations upon request
- Operating Temperature: -55°C to +75°C

#### Connector Configurations

Model	J1 (Sum Port)	J2,J3 (Input/Output)
D9335-10	N Female	N Female
D9335-12	N Female	SMA

