



DECADES AHEAD[®]
high power RF devices

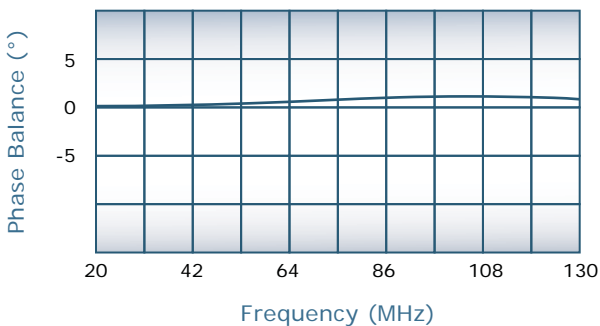
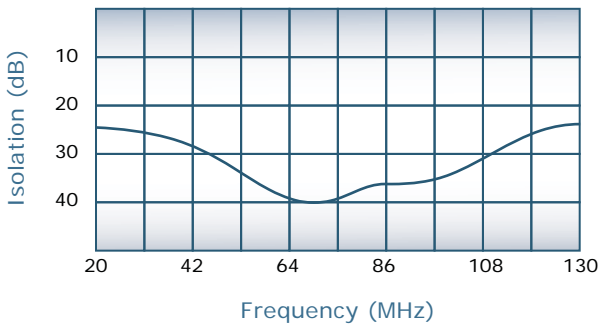
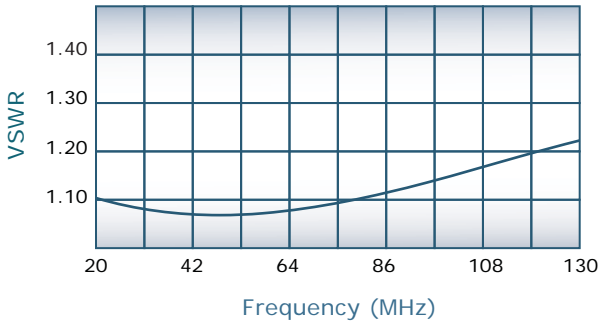
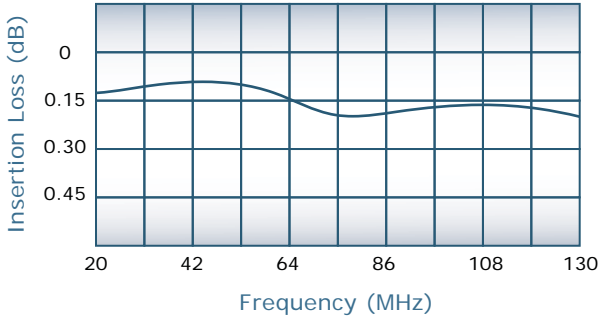
Werlatone[®], Inc.

17 Jon Barrett Road Patterson, New York 12563
 T (845) 278 2220 www.werlatone.com
 F (845) 278 3440 sales@werlatone.com

4-Way Combiner/Divider

Model D9221

Frequency:	20 - 130 MHz
Power:	10,000 W CW
Insertion Loss:	0.3 dB Max.
VSWR:	1.25: 1 Max.
Isolation:	20 dB Min.
Phase Balance:	± 5° Max.
Amplitude Balance:	0.2 dB Max.



Notes

- All specifications guaranteed
- Test data provided with each unit shipped
- Alternate connector configurations upon request
- Operating Temperature: -55°C to +75°C
- J6 Port: Sniffer Port, SMA Female Connector

Connector Configurations

Model	J5 (Sum Port)	J1-J4 (Input/Output)
D9221-20	7/16 Female	N Female
D9221-30	LC Female	N Female
D9221-74	7/8" EIA	7/16 Female
D9221-84	1 5/8" EIA	7/16 Female

