



DECADES AHEAD[®]
high power RF devices

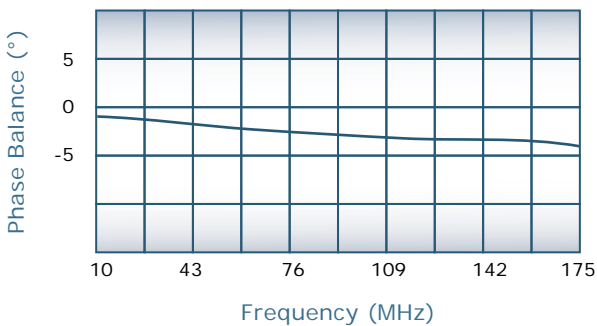
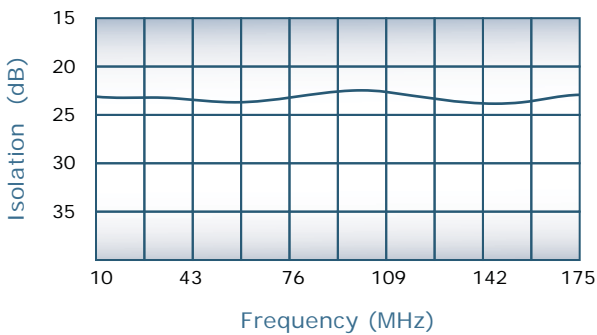
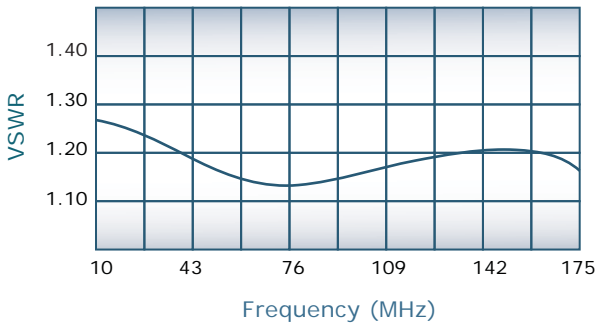
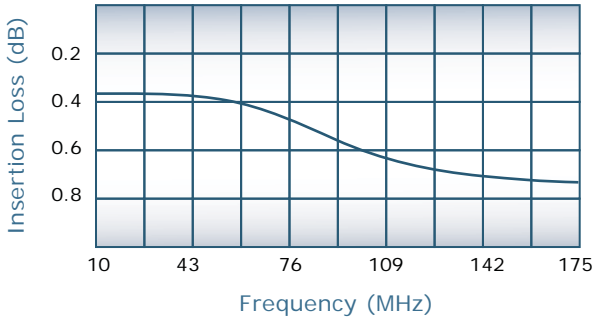
Werlatone[®], Inc.

17 Jon Barrett Road Patterson, New York 12563
 T (845) 278 2220 www.werlatone.com
 F (845) 278 3440 sales@werlatone.com

5-Way Combiner/Divider

Model D9206

Frequency:	10 - 175 MHz
Power:	100 W CW
Insertion Loss:	0.8 dB Max.
VSWR:	1.50:1 Max.
Isolation:	15 dB Min.
Phase Balance:	± 6° Max.
Amplitude Balance:	0.5 dB Max.



Notes

- All specifications guaranteed
- Test data provided with each unit shipped
- Alternate connector configurations upon request
- Operating Temperature: -55°C to +75°C

Connector Configurations

Model	J6 (Sum Port)	J1-J5 (Input/Output)
D9206-10	N Female	N Female
D9206-12	N Female	SMA

