



**DECADES AHEAD<sup>®</sup>**  
**high power RF devices**

**Werlatone<sup>®</sup>, Inc.**

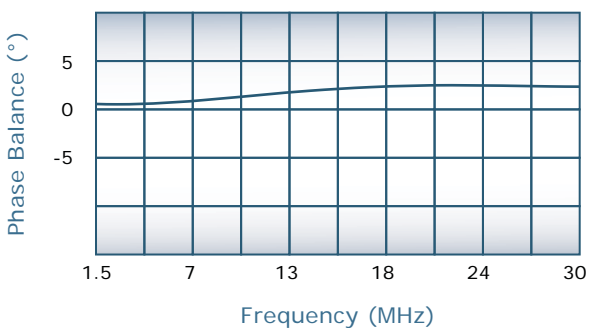
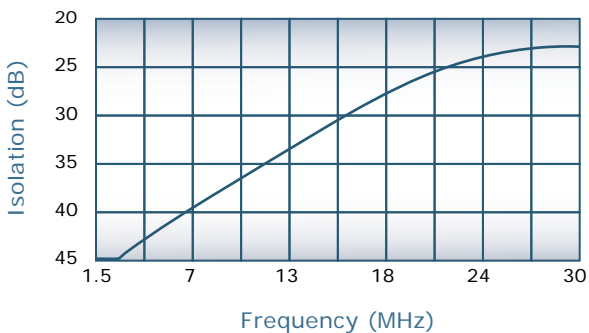
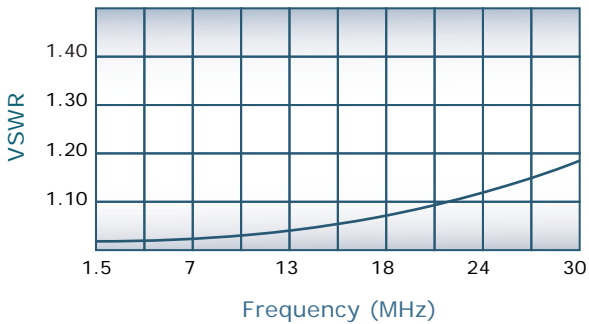
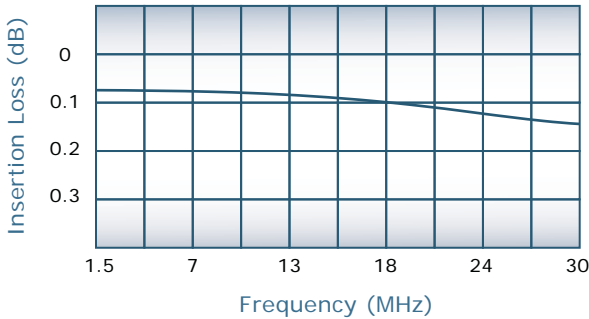
17 Jon Barrett Road Patterson, New York 12563  
 T (845) 278 2220      www.werlatone.com  
 F (845) 278 3440      sales@werlatone.com



**2-Way Combiner/Divider**

**Model D8969**

Frequency:	1.5 - 30 MHz
Power:	12,500 W CW
Insertion Loss:	0.2 dB Max.
VSWR:	1.25:1 Max.
Isolation:	20 dB Min.
Phase Balance:	± 3° Max.
Amplitude Balance:	0.1 dB Max.



**Notes**

- All specifications guaranteed
- Test data provided with each unit shipped
- Alternate connector configurations upon request
- Operating Temperature: -55°C to +75°C
- J4 Port: External Load Port (N Female Connector)

**Connector Configurations**

Model	J1 (Sum Port)	J2, J3 (Input/Output)
D8969-86	1 5/8" EIA	1 5/8" EIA

