



**DECADES AHEAD<sup>®</sup>**  
high power RF devices

**Werlatone<sup>®</sup>, Inc.**

17 Jon Barrett Road Patterson, New York 12563  
T (845) 278 2220      www.werlatone.com  
F (845) 278 3440      sales@werlatone.com



**2-Way Combiner/Divider**

**Model D8832**

Frequency: 30 - 512 MHz

Power: 650 W CW

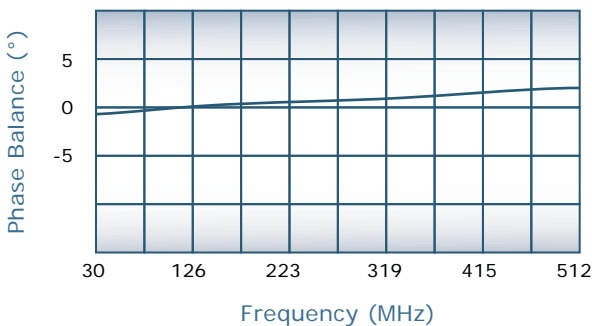
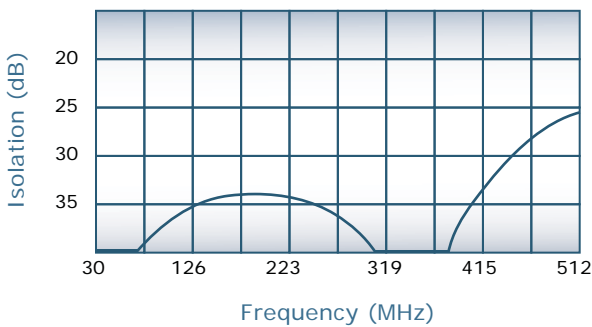
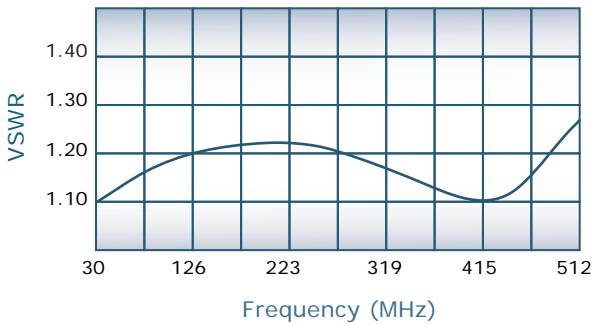
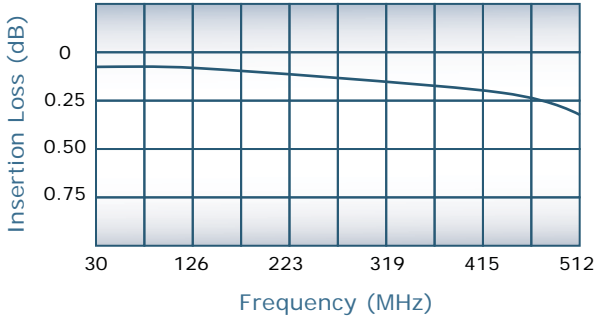
Insertion Loss: 0.5 dB Max.

VSWR: 1.35:1 Max.

Isolation: 20 dB Min.

Phase Balance:  $\pm 5^\circ$  Max.

Amplitude Balance: 0.25 dB Max.



**Notes**

- All specifications guaranteed
- Test data provided with each unit shipped
- Alternate connector configurations upon request
- Operating Temperature: -55°C to +75°C

**Connector Configurations**

Model	J1 (Sum Port)	J2,J3 (Input/Output)
D8832-10	N Female	N Female
D8832-12	N Female	SMA
D8832-102	SMA	SMA

