



**DECADES AHEAD<sup>®</sup>**  
**high power RF devices**

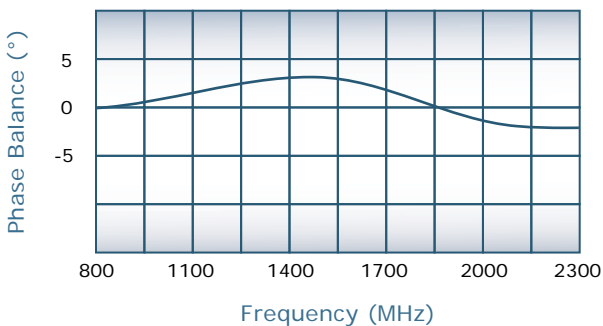
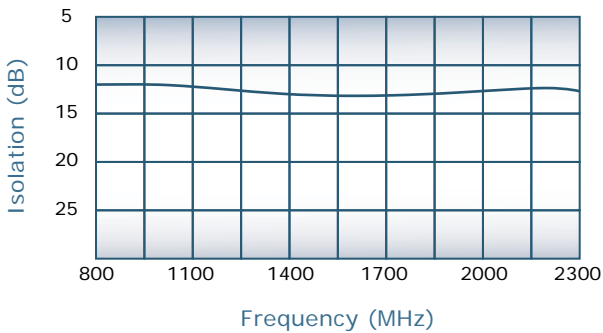
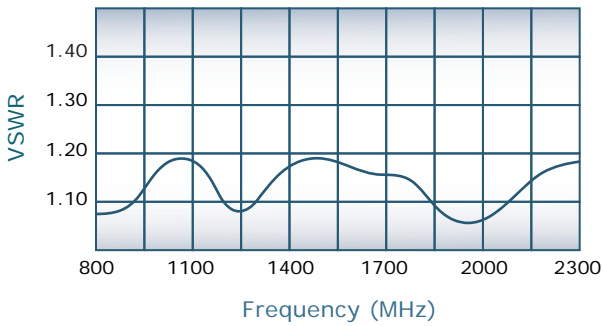
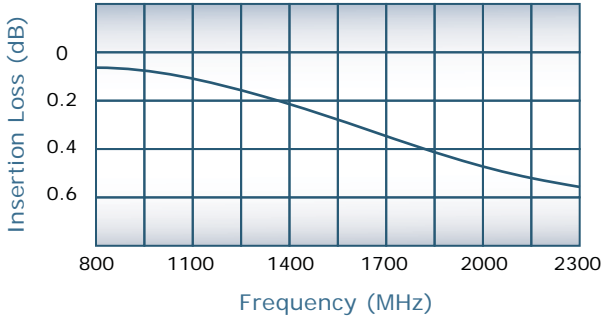
**Werlatone<sup>®</sup>, Inc.**

17 Jon Barrett Road Patterson, New York 12563  
 T (845) 278 2220      www.werlatone.com  
 F (845) 278 3440      sales@werlatone.com

**4-Way Combiner/Divider**

**Model D8422**

Frequency:	800 - 2300 MHz
Power:	800 W CW 3 kW Peak / Input
Insertion Loss:	0.5 dB Max.
VSWR:	1.25:1 Max.
Isolation:	11 dB Min.
Phase Balance:	± 5° Max.
Amplitude Balance:	0.25 dB Max.



**Notes**

- All specifications guaranteed
- Test data provided with each unit shipped
- Alternate connector configurations upon request
- Operating Temperature: -55°C to +65°C
- \* **N Female (Sum Port) connector, rated for 600 W CW**

**Connector Configurations**

Model	J1 (Sum Port)	J2-J5 (Input/Output)
D8422-10*	N Female	N Female
D8422-20	7/16 Female	N Female
D8422-22	7/16 Female	SMA

