



DECADES AHEAD[®]
high power RF devices

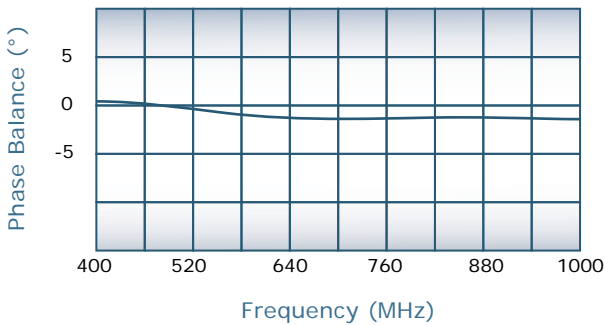
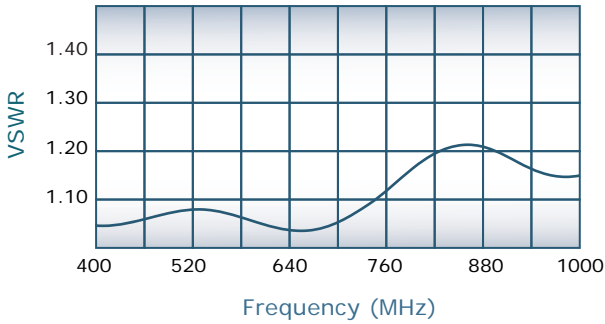
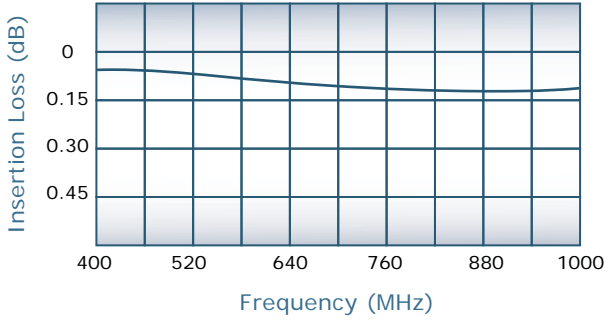
Werlatone[®], Inc.

17 Jon Barrett Road Patterson, New York 12563
 T (845) 278 2220 www.werlatone.com
 F (845) 278 3440 sales@werlatone.com



2-Way *Non-Isolated* Combiner/Divider

Model D7502



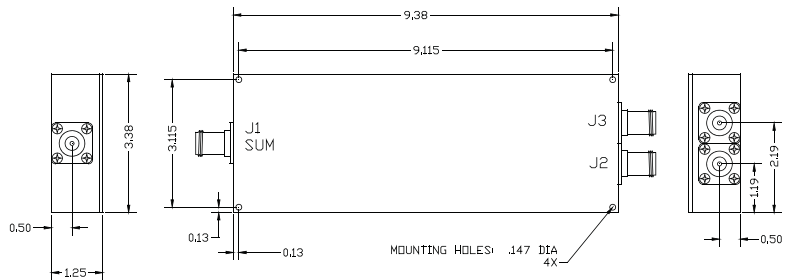
Frequency:	400 - 1000 MHz
Power:	2,500 W CW
Insertion Loss:	0.25 dB Max.
VSWR:	1.20:1 Max.
Phase Balance:	± 3° Max.
Amplitude Balance:	0.15 dB Max.

Notes

- All specifications guaranteed
- Test data provided with each unit shipped
- Alternate connector configurations upon request
- Weight: 2 Pounds
- Operating Temperature: -55°C to +75°C

Connector Configurations

Model	J1 (Sum Port)	J2,J3 (Input/Output)
D7502-40	SC Female	SC Female
D7502-41	SC Female	N Female
D7502-43	SC Female	SMA



SINCE 1965

Specifications subject to change without notice



Send Us Your Specs for Custom Designs