



DECADES AHEAD[®]
high power RF devices

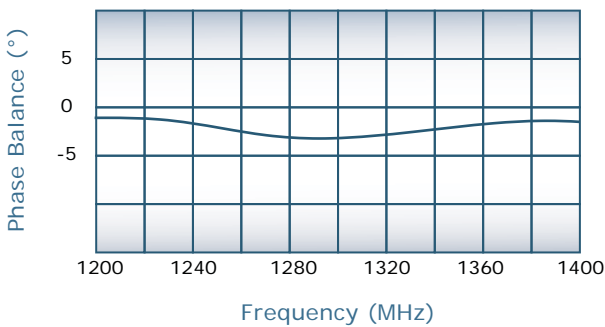
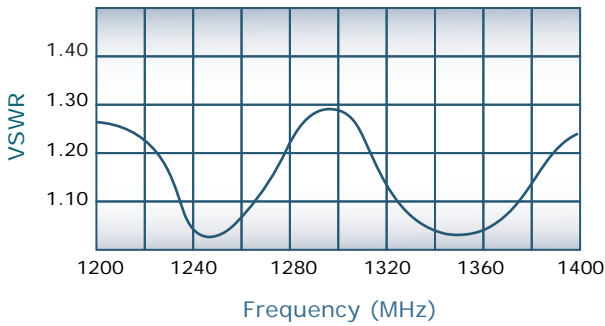
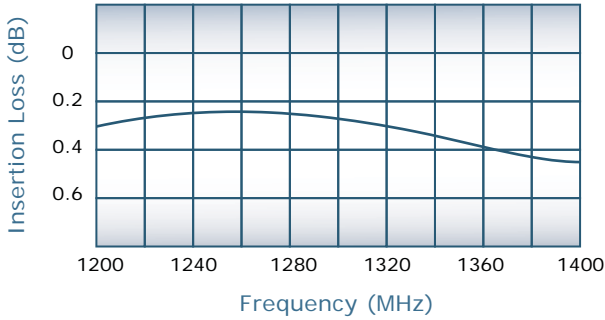
Werlatone[®], Inc.

17 Jon Barrett Road Patterson, New York 12563
T (845) 278 2220 www.werlatone.com
F (845) 278 3440 sales@werlatone.com



32-Way *Radial* Combiner/Divider

Model D6857



Frequency:	1200 - 1400 MHz
Power:	4000 W CW 16 kW Peak
Insertion Loss:	0.5 dB Max.
VSWR:	1.35:1 Max.
Phase Balance:	± 5° Max.
Amplitude Balance:	0.25 dB Max.

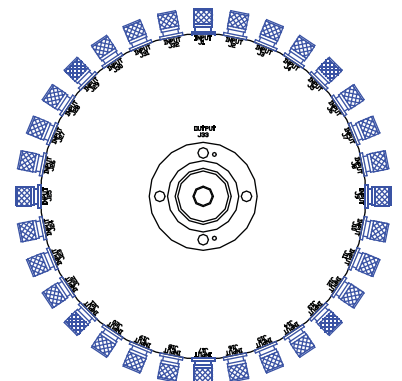
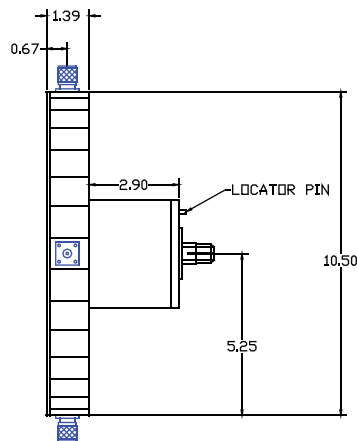
Notes

- All specifications guaranteed
- Test data provided with each unit shipped
- Alternate connector configurations upon request

[View Audiovisual Presentation](#)

Connector Configurations

Model	J33 (Sum Port)	J1-J32 (Input/Output)
D6857-80	1 5/8" EIA	N Female
D6857-82	1 5/8" EIA	SMA
D6857-808	1 5/8" EIA	TNC Male



SINCE 1965

