



**DECADES AHEAD<sup>®</sup>**  
high power RF devices

**Werlatone<sup>®</sup>, Inc.**

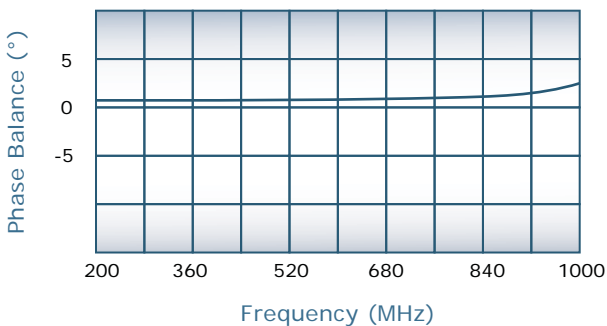
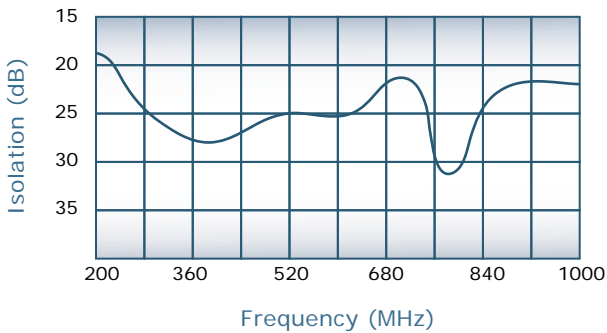
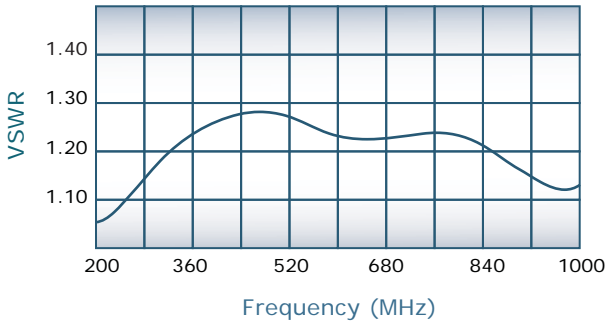
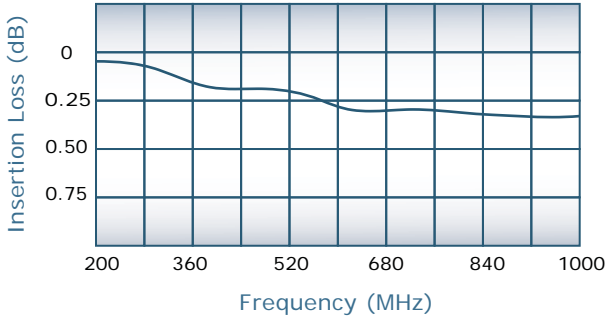
17 Jon Barrett Road Patterson, New York 12563  
T (845) 278 2220      www.werlatone.com  
F (845) 278 3440      sales@werlatone.com



**4-Way Combiner/Divider**

**Model D6386**

Frequency:	200 - 1000 MHz
Power:	250 W CW
Insertion Loss:	0.5 dB Max.
VSWR:	1.30:1 Max.
Isolation:	18 dB Min.
Phase Balance:	± 5° Max.
Amplitude Balance:	0.25 dB Max.



**Notes**

- All specifications guaranteed
- Test data provided with each unit shipped
- Alternate Connector Configurations Upon Request
- Operating Temperature: -55°C to +75°C

**Connector Configurations**

Model	J5 (Sum Port)	J1-J4 (Input/Output)
D6386-10	N Female	N Female
D6386-12	N Female	SMA
D6386-13	N Female	BNC

