



DECADES AHEAD[®]
high power RF devices

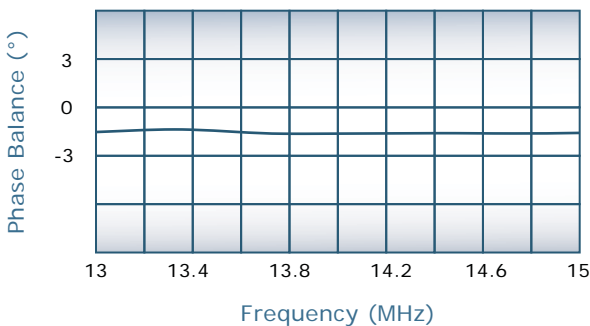
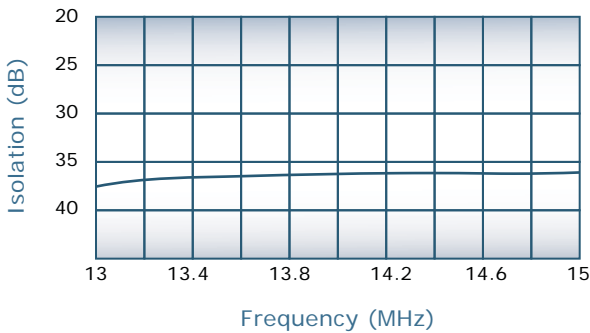
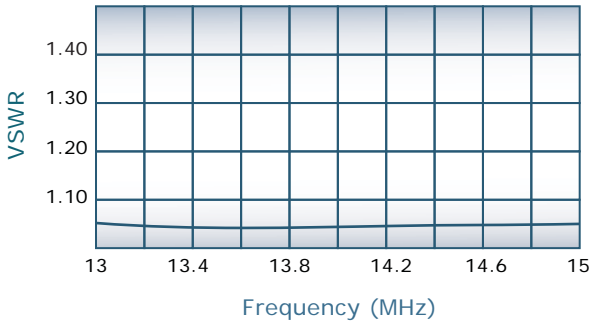
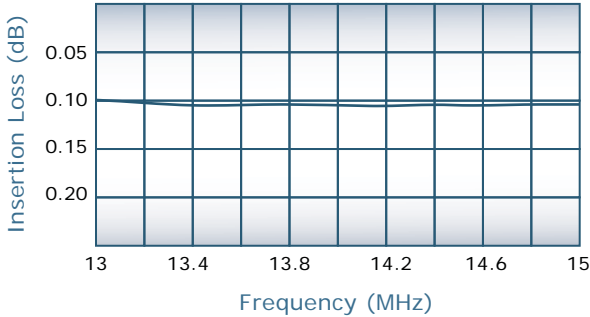
Werlatone[®], Inc.

17 Jon Barrett Road Patterson, New York 12563
 T (845) 278 2220 www.werlatone.com
 F (845) 278 3440 sales@werlatone.com

4-Way Combiner/Divider

Model D6251

Frequency:	13 - 15 MHz
Power:	10,000 W CW
Insertion Loss:	0.25 dB Max.
VSWR:	1.20:1 Max.
Isolation:	25 dB Min.
Phase Balance:	± 3° Max.
Amplitude Balance:	0.1 dB Max.



Notes

- All specifications guaranteed
- Test data provided with each unit shipped
- Alternate Connector Configurations Upon Request
- Operating Temperature: -55°C to +75°C

Connector Configurations

Model	J5 (Sum Port)	J1-J4 (Input/Output)
D6251-20	7/16 Female	N Female
D6251-30	LC Female	N Female
D6251-70	7/8" EIA	N Female
D6251-80	1 5/8" EIA	N Female

