



**DECADES AHEAD<sup>®</sup>**  
high power RF devices

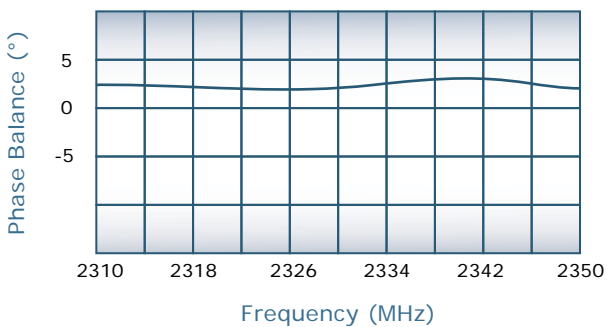
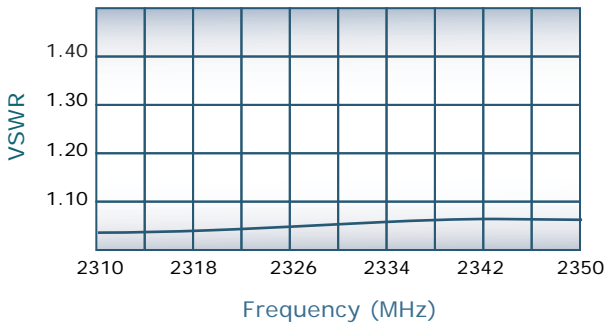
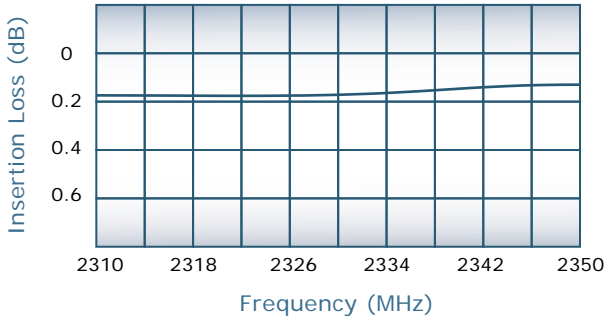
**Werlatone<sup>®</sup>, Inc.**

17 Jon Barrett Road Patterson, New York 12563  
T (845) 278 2220      www.werlatone.com  
F (845) 278 3440      sales@werlatone.com



**16-Way *Non-Isolated* Combiner/Divider**

**Model D6083M1**



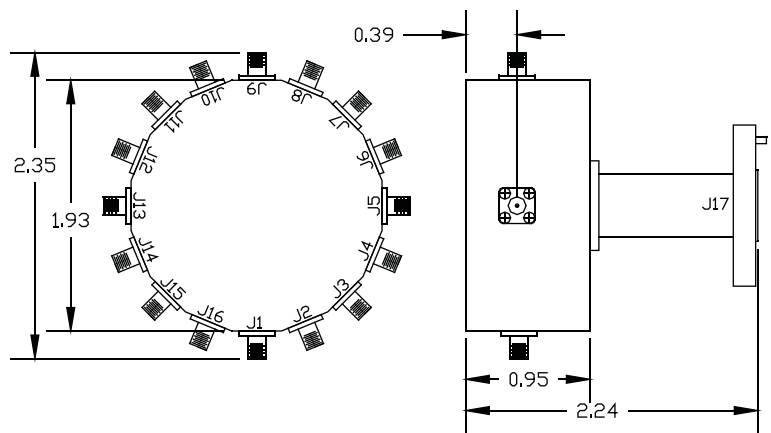
Frequency:	2310 - 2350 MHz
Power:	2,000 W CW 8 kW Peak
Insertion Loss:	0.2 dB Max.
VSWR:	1.15:1 Max.
Phase Balance:	± 5° Max.
Amplitude Balance:	0.2 dB Max.

**Notes**

- All specifications guaranteed
- Test data provided with each unit shipped
- Weight: 2 Pounds
- Alternate connector configurations upon request

**Connector Configurations**

Model	J17 (Sum Port)	J1-J16 (Input/Output)
D6083M1-70	7/8" EIA	N Female
D6083M1-72	7/8" EIA	SMA



**SINCE 1965**

