



DECADES AHEAD[®]
high power RF devices

Werlatone[®], Inc.

17 Jon Barrett Road Patterson, New York 12563
 T (845) 278 2220 www.werlatone.com
 F (845) 278 3440 sales@werlatone.com



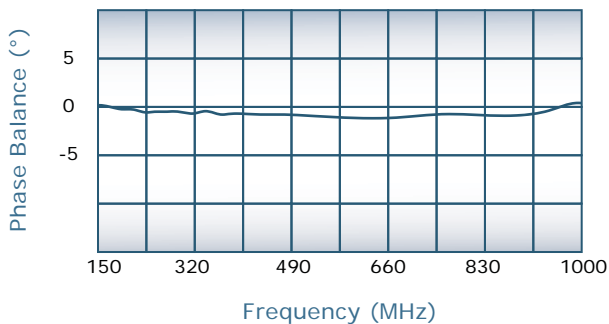
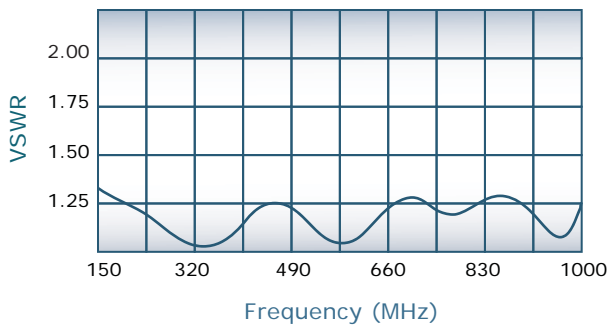
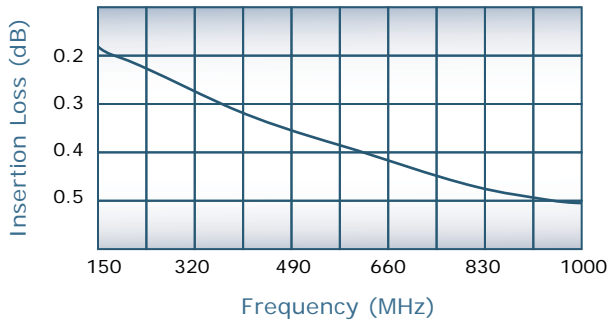
4-Way *Non-Isolated* Combiner/Divider

Model D5944

Frequency:	150 - 1000 MHz
Power:	350 W CW
Insertion Loss:	0.7 dB Max.
VSWR:	1.30:1 Max.
Phase Balance:	$\pm 5^\circ$ Max.
Amplitude Balance:	0.3 dB Max.



For In-Building Applications



Notes

- All specifications guaranteed
- Test data provided with each unit shipped
- Alternate connector configurations upon request
- Weight: 5 Pounds 8 Ounces
- Operating Temperature: -55°C to +85°C

Connector Configurations

Model	J5 (Sum Port)	J1-J4 (Input/Output)
D5944-10	N Female	N Female
D5944-12	N Female	SMA
D5944-20	7/16 Female	N Female

