



DECADES AHEAD[®]
high power RF devices

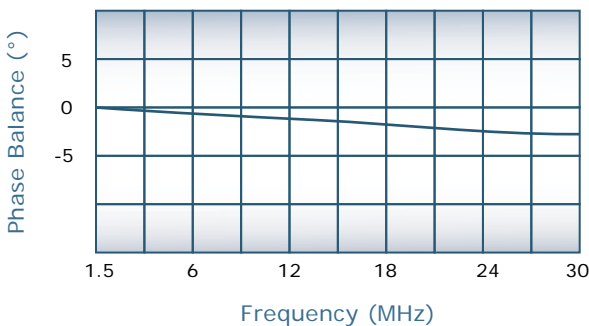
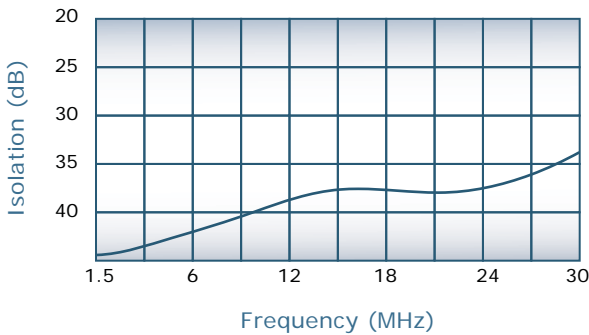
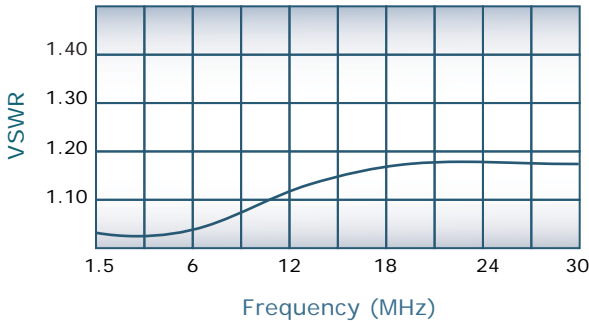
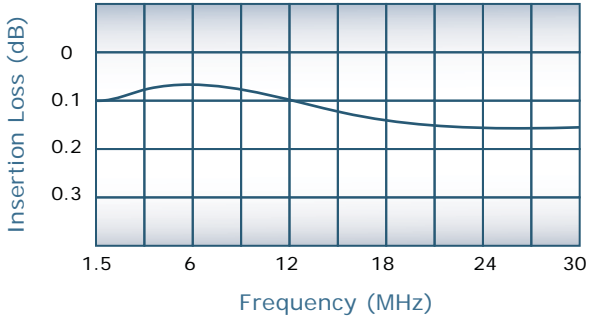
Werlatone[®], Inc.

17 Jon Barrett Road Patterson, New York 12563
 T (845) 278 2220 www.werlatone.com
 F (845) 278 3440 sales@werlatone.com

2-Way Combiner/Divider

Model D5738

Frequency:	1.5 - 30 MHz
Power:	12,500 W CW
Insertion Loss:	0.2 dB Max.
VSWR:	1.25:1 Max.
Isolation:	20 dB Min.
Phase Balance:	± 5° Max.
Amplitude Balance:	0.2 dB Max.



Notes

- All specifications guaranteed
- Test data provided with each unit shipped
- Alternate connector configurations upon request
- Operating Temperature: -55°C to +75°C
- J4 Port: External Load (SC Female Connector)
- J5 Port: VDC / Thermostat (9 Pin D Connector)

Connector Configurations

Model	J1 (Sum Port)	J2,J3 (Input/Output)
D5738-390	LC Female	SC Female

