



**DECADES AHEAD<sup>®</sup>**  
high power RF devices

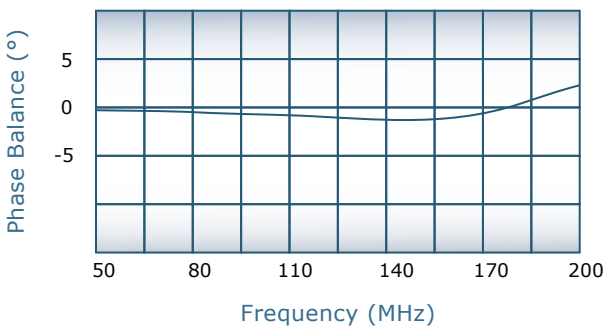
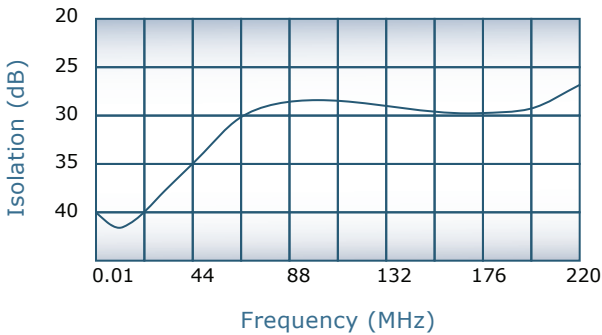
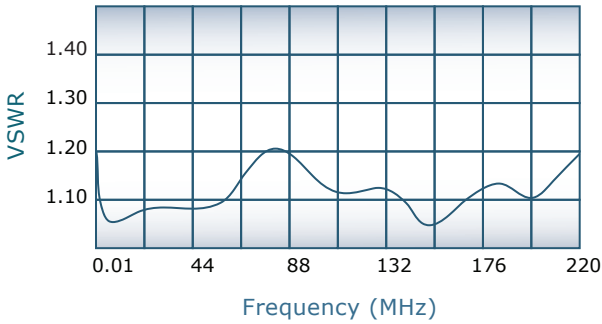
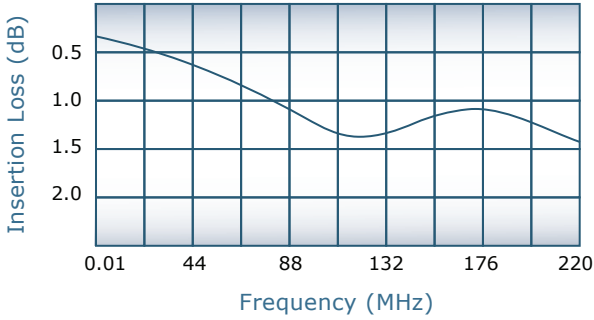
**Werlatone<sup>®</sup>, Inc.**

17 Jon Barrett Road Patterson, New York 12563  
T (845) 278 2220      www.werlatone.com  
F (845) 278 3440      sales@werlatone.com



**4-Way Combiner/Divider**  
**Model D2426**

Frequency:	0.01 - 220 MHz
Power:	300 W CW
Insertion Loss:	1.7 dB Max.
VSWR:	1.35:1 Max.
Isolation:	20 dB Min.
Phase Balance:	± 8° Max.
Amplitude Balance:	0.75 dB Max.



**Notes**

- All specifications guaranteed
- Test data provided with each unit shipped
- Alternate connector configurations upon request
- Weight: 10 pounds
- Operating Temperature: -55°C to +75°C

**Connector Configurations**

Model	J5 (Sum Port)	J1-J4 (Input/Output)
D2426-10	N Female	N Female
D2426-12	N Female	SMA
D2426-13	N Female	BNC

