



DECADES AHEAD[®]
high power RF devices

Werlatone[®], Inc.

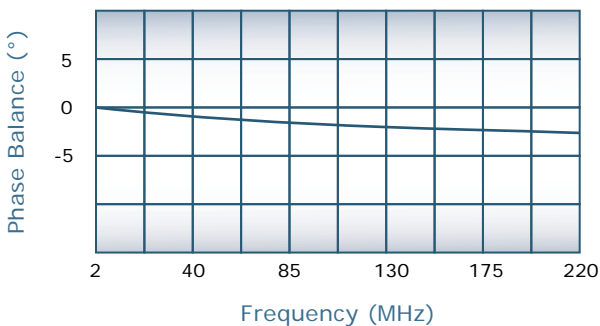
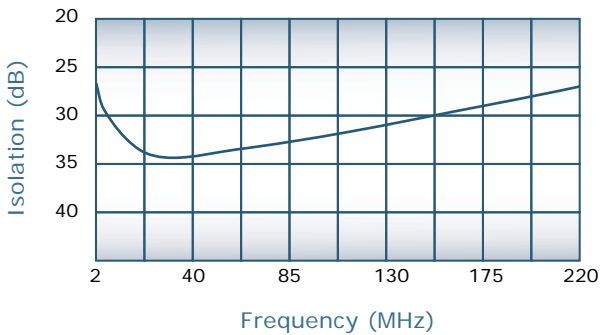
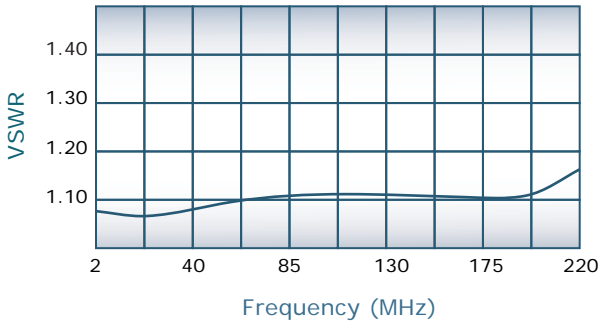
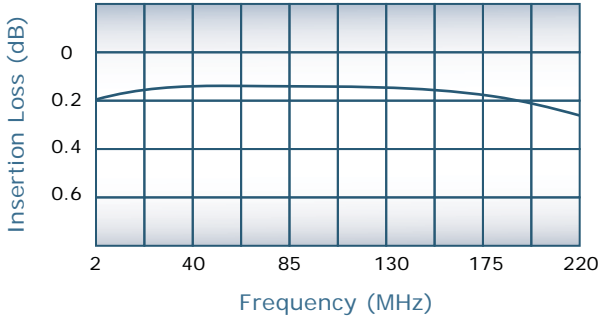
17 Jon Barrett Road Patterson, New York 12563
 T (845) 278 2220 www.werlatone.com
 F (845) 278 3440 sales@werlatone.com



2-Way Combiner/Divider

Model D1635

Frequency:	2 - 220 MHz
Power:	200 W CW
Insertion Loss:	0.4 dB Max.
VSWR:	1.30:1 Max.
Isolation:	20 dB Min.
Phase Balance:	± 4° Max.
Amplitude Balance:	0.2 dB Max.



Notes

- All specifications guaranteed
- Test data provided with each unit shipped
- Alternate connector configurations upon request
- Weight: 1.5 Pounds
- Operating Temperature: -55°C to +75°C

Connector Configurations

Model	J1 (Sum Port)	J2,J3 (Input/Output)
D1635-10	N Female	N Female
D1635-12	N Female	SMA
D1635-13	N Female	BNC
D1635-102	SMA	SMA

