



DECADES AHEAD[®]
high power RF devices

Werlatone[®], Inc.

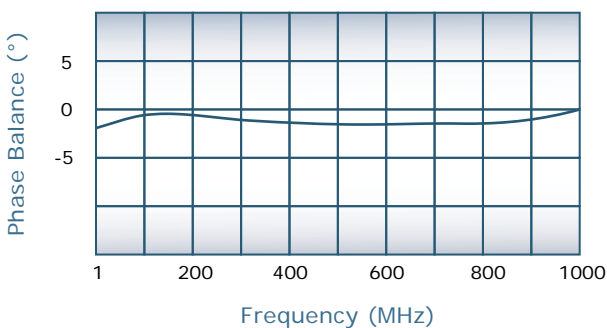
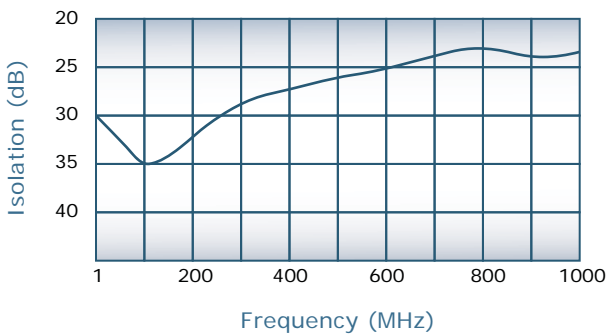
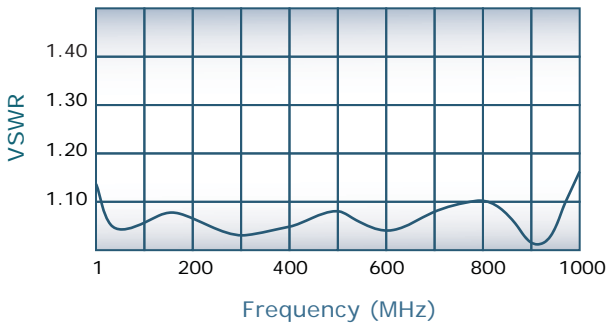
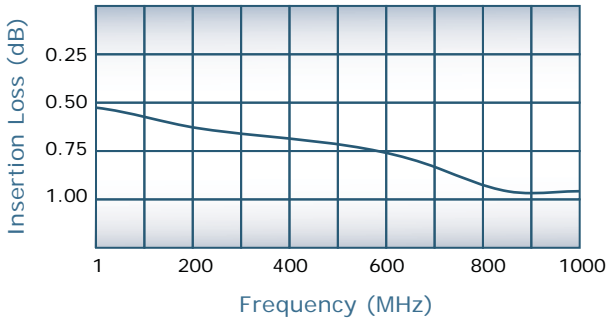
17 Jon Barrett Road Patterson, New York 12563
 T (845) 278 2220 www.werlatone.com
 F (845) 278 3440 sales@werlatone.com



4-Way Combiner/Divider

Model D1440

Frequency:	1 - 1000 MHz
Power:	15 W CW
Insertion Loss:	1.2 dB Max.
VSWR:	1.50:1 Max.
Isolation:	20 dB Min.
Phase Balance:	± 6° Max.
Amplitude Balance:	0.7 dB Max.



Notes

- All specifications guaranteed
- Test data provided with each unit shipped
- Alternate connector configurations upon request
- Weight: 1.5 pounds

Connector Configurations

Model	J5 (Sum Port)	J1-J4 (Input/Output)
D1440-10	N Female	N Female
D1440-12	N Female	SMA
D1440-13	N Female	BNC
D1440-102	SMA	SMA

