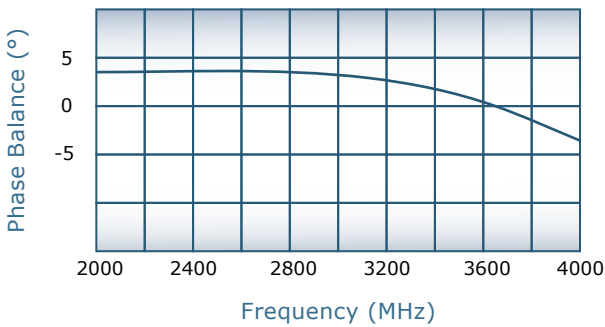
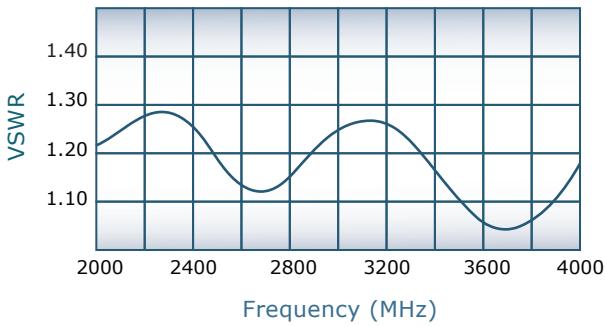
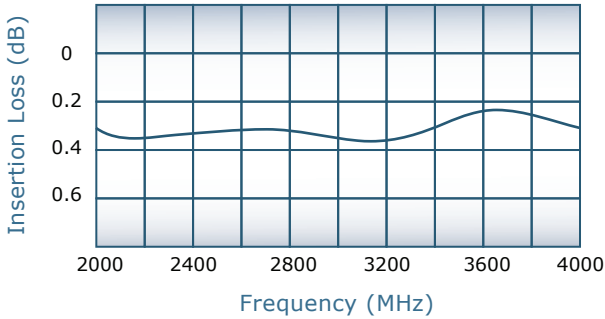




**DECADES AHEAD<sup>®</sup>**  
high power RF devices

**Werlatone<sup>®</sup>, Inc.**

17 Jon Barrett Road Patterson, New York 12563  
T (845) 278 2220      www.werlatone.com  
F (845) 278 3440      sales@werlatone.com



**SINCE 1965**

Specifications subject to change without notice

## 4-Way Combiner/Divider Model D10885

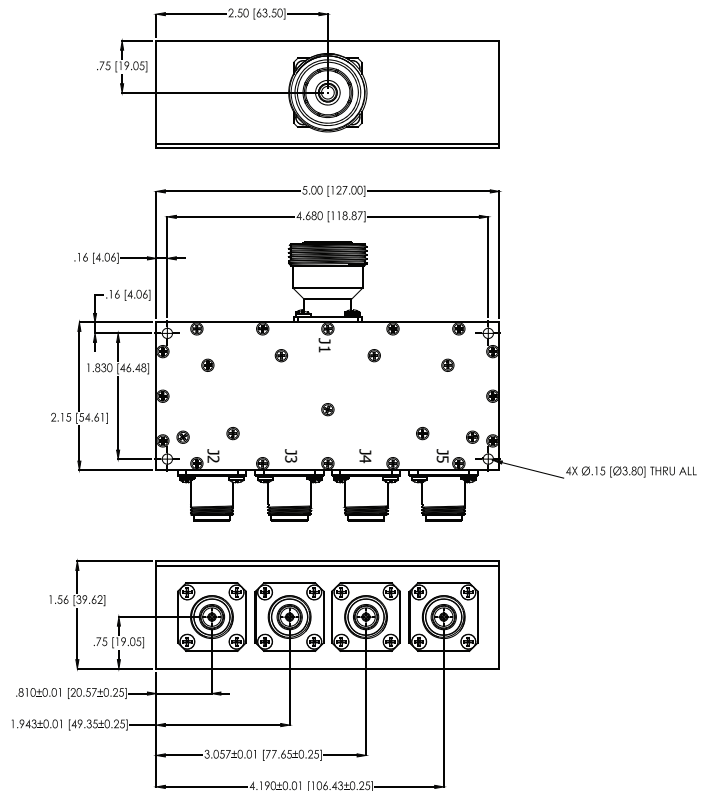
Frequency:	2000 - 4000 MHz
Power:	700 W CW
Insertion Loss:	0.45 dB Max.
VSWR:	1.40:1 Max.
Phase Balance:	± 5° Max.
Amplitude Balance:	± 0.3 dB Max.

**Notes**

- All specifications guaranteed
- Test data provided with each unit shipped
- Alternate connector configurations upon request

**Connector Configurations**

Model	J1 (Sum Port)	J2-J5 (Input/Output)
D10885-20	7/16 Female	N Female



**Send Us Your Specs for Custom Designs**