



**DECADES AHEAD<sup>®</sup>**  
**high power RF devices**

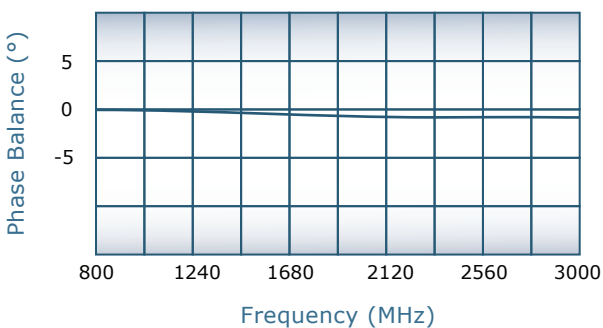
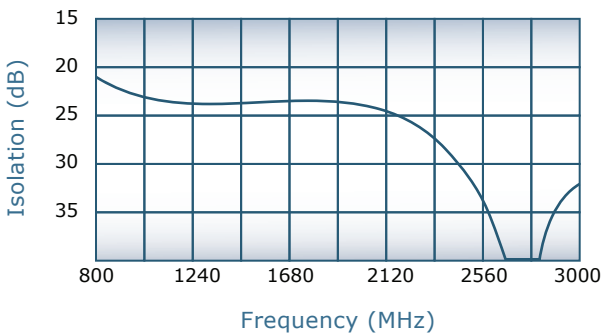
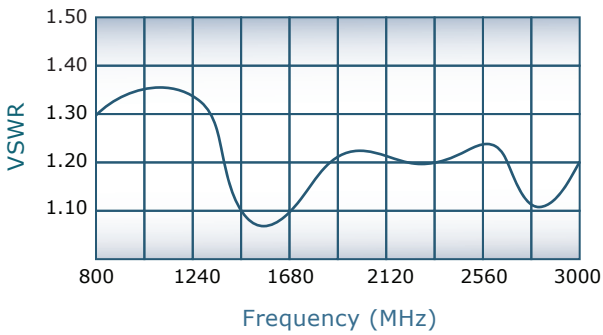
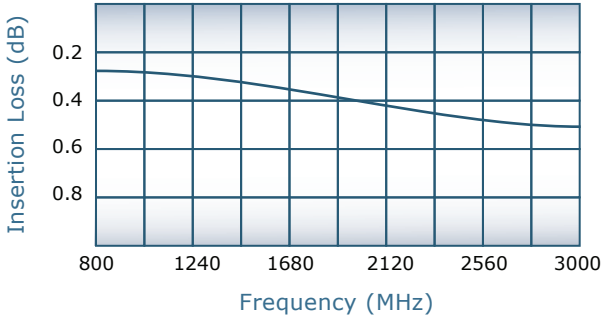
**Werlatone<sup>®</sup>, Inc.**

17 Jon Barrett Road Patterson, New York 12563  
 T (845) 278 2220      www.werlatone.com  
 F (845) 278 3440      sales@werlatone.com

**4-Way Combiner/Divider**

**Model D10624**

Frequency:	800 - 3000 MHz
Power:	250 W CW
Insertion Loss:	0.6 dB Max.
VSWR:	1.40:1 Max.
Isolation:	15 dB Min.
Phase Balance:	± 3° Max.
Amplitude Balance:	± 0.2 dB Max.



**Notes**

- All specifications guaranteed
- Test data provided with each unit shipped
- Alternate connector configurations upon request

**Connector Configurations**

Model	J1 (Sum Port)	J2-J5 (Input/Output)
D10624-41	SC Female	N Female

