



DECADES AHEAD[®]
high power RF devices

Werlatone[®], Inc.

17 Jon Barrett Road Patterson, New York 12563
 T (845) 278 2220 www.werlatone.com
 F (845) 278 3440 sales@werlatone.com

4-Way Combiner/Divider

Model D10609

Frequency: 1000 - 2000 MHz

Power: 600 W CW
 2 kW Peak

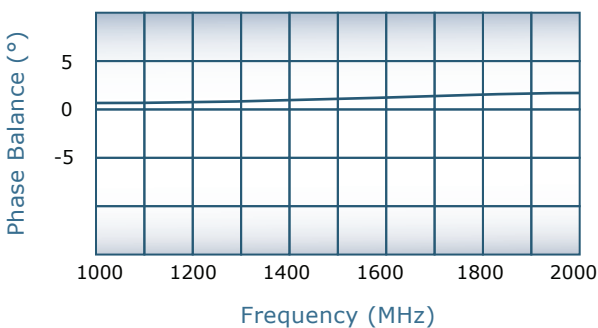
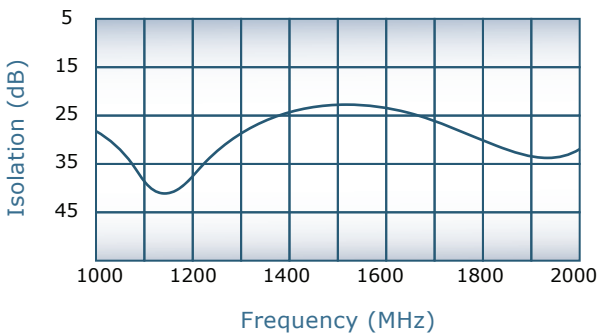
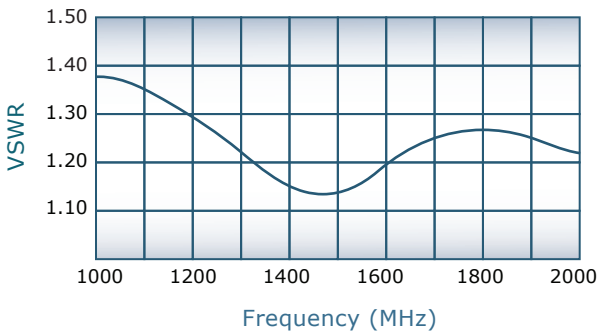
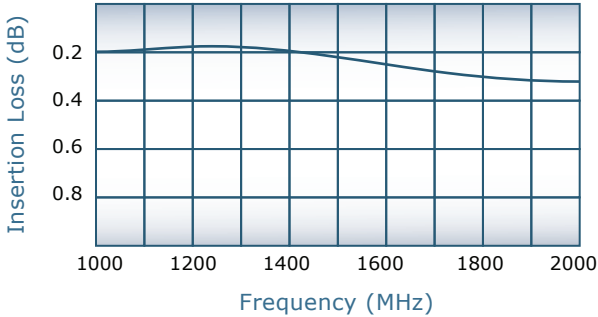
Insertion Loss: 0.4 dB Max.

VSWR: 1.40:1 Max.

Isolation: 15 dB Min.

Phase Balance: $\pm 5^\circ$ Max.

Amplitude Balance: ± 0.15 dB Max.



Notes

- All specifications guaranteed
- Test data provided with each unit shipped
- Alternate connector configurations upon request

Connector Configurations

Model	J1 (Sum Port)	J2-J5 (Input/Output)
D10609-10	N Female	N Female
D10609-41	SC Female	N Female

