



DECADES AHEAD[®]
high power RF devices

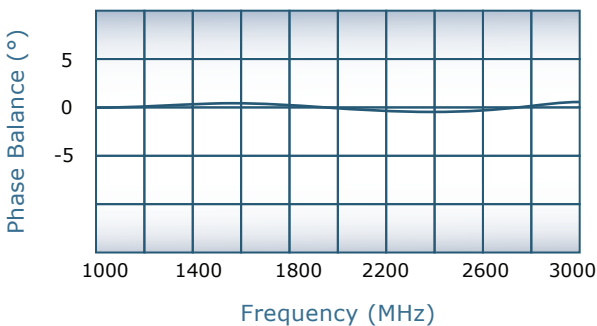
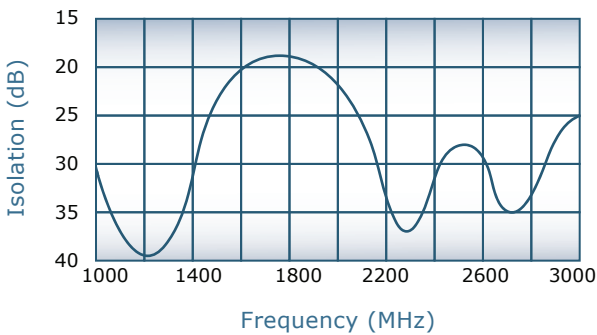
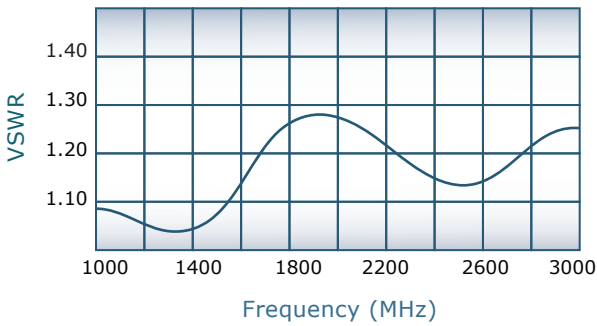
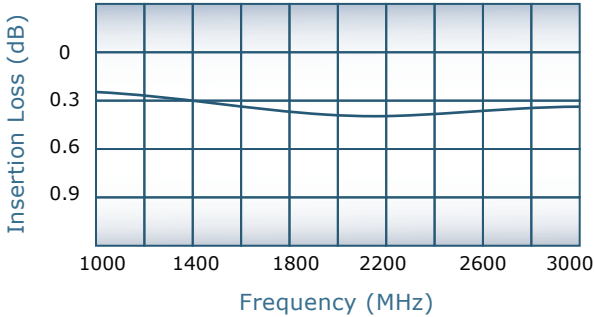
Werlatone[®], Inc.

17 Jon Barrett Road Patterson, New York 12563
T (845) 278 2220 www.werlatone.com
F (845) 278 3440 sales@werlatone.com



2-Way Combiner/Divider
Model D10262

Frequency:	1000 - 3000 MHz
Power:	600 W CW
Insertion Loss:	0.5 dB Max.
VSWR:	1.35:1 Max.
Isolation:	17 dB Min.
Phase Balance:	± 5° Max.
Amplitude Balance:	0.2 dB Max.



Notes

- All specifications guaranteed
- Test data provided with each unit shipped
- Alternate connector configurations upon request
- Operating Temperature: -55°C to +75°C

Connector Configurations

Model	J1 (Sum Port)	J2,J3 (Input/Output)
D10262-10	N Female	N Female
D10262-12	N Female	SMA

