



**DECADES AHEAD<sup>®</sup>**  
high power RF devices

**Werlatone<sup>®</sup>, Inc.**

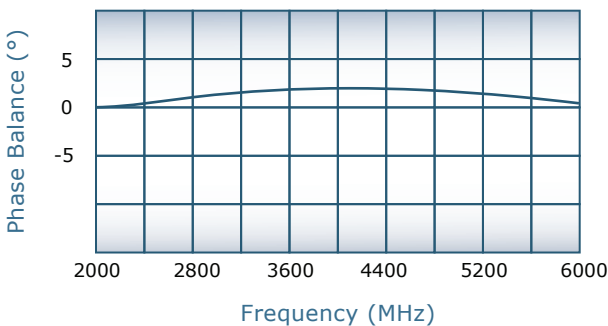
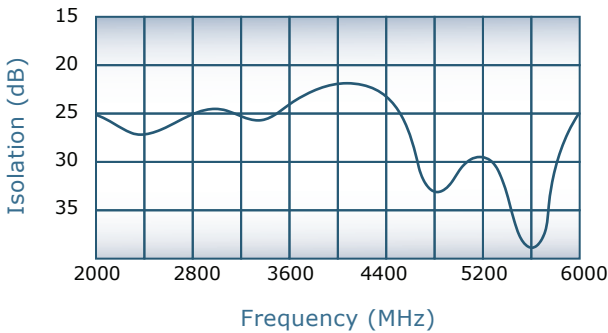
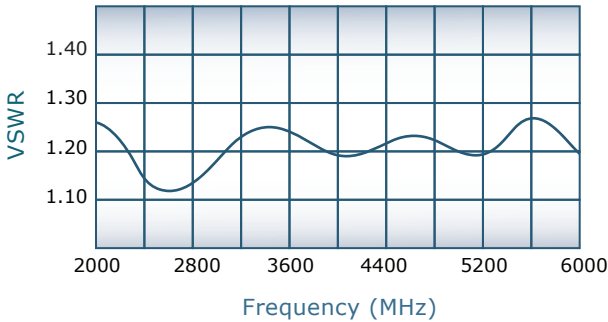
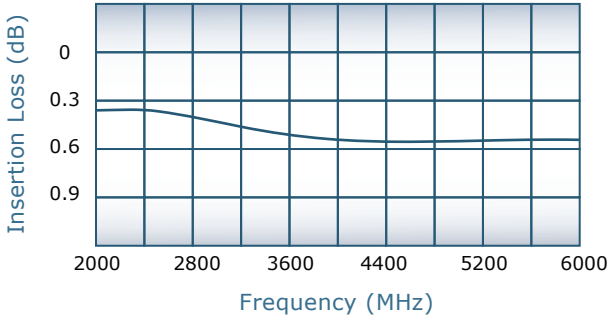
17 Jon Barrett Road Patterson, New York 12563  
T (845) 278 2220      www.werlatone.com  
F (845) 278 3440      sales@werlatone.com



**2-Way Combiner/Divider**

**Model D10149**

Frequency:	2000 - 6000 MHz
Power:	200 W CW
Insertion Loss:	0.6 dB Max.
VSWR:	1.45:1 Max.
Isolation:	15 dB Min.
Phase Balance:	± 5° Max.
Amplitude Balance:	0.25 dB Max.



**Notes**

- All specifications guaranteed
- Test data provided with each unit shipped
- Alternate connector configurations upon request
- Operating Temperature: -55°C to +75°C

**Connector Configurations**

Model	J1 (Sum Port)	J2,J3 (Input/Output)
D10149-10	N Female	N Female
D10149-12	N Female	SMA
D10149-13	N Female	BNC

