



DECADES AHEAD[®]
high power RF devices

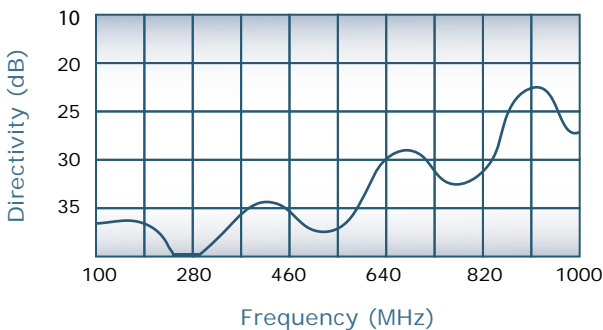
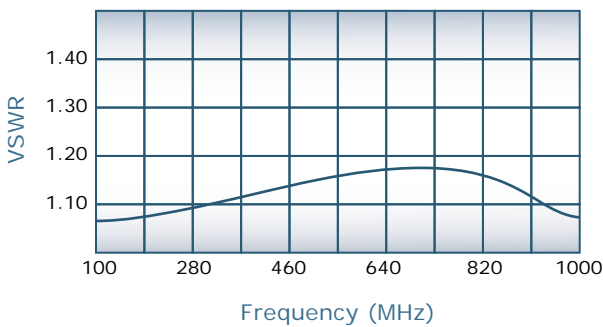
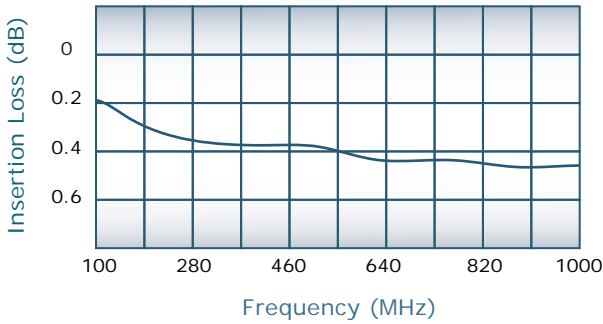
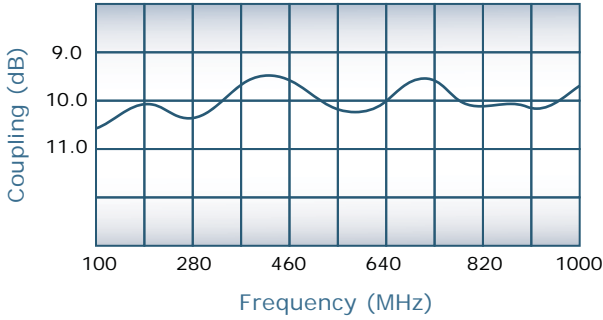
Werlatone[®], Inc.

17 Jon Barrett Road Patterson, New York 12563
T (845) 278 2220 www.werlatone.com
F (845) 278 3440 sales@werlatone.com



10 dB Uni-Directional Coupler
Model C9271W

| | |
|-----------------|------------------|
| Frequency: | 100 - 1000 MHz |
| Power: | 100 W CW |
| Coupling: | 10 ± 1.0 dB Nom. |
| Insertion Loss: | 0.5 dB Max. * |
| VSWR: | 1.20: 1 Max. |
| Flatness: | 1.0 dB Max. |
| Directivity: | 17 dB Min. |



Notes

- * Does not include Theoretical Coupling Loss
- All specifications guaranteed
- Test data provided with each unit shipped
- Weight: 2 Pounds
- Operating Temperature: -55°C to +75°C
- **Watertight Design, O-Ring Sealed**

Connector Configurations

| Model | J1,J2 (Main Line) | J3 (Coupled Port) |
|------------|-------------------|-------------------|
| C9271W-10 | N Female | N Female |
| C9271W-12 | N Female | SMA |
| C9271W-102 | SMA | SMA |

