



**DECADES AHEAD<sup>®</sup>**  
**high power RF devices**

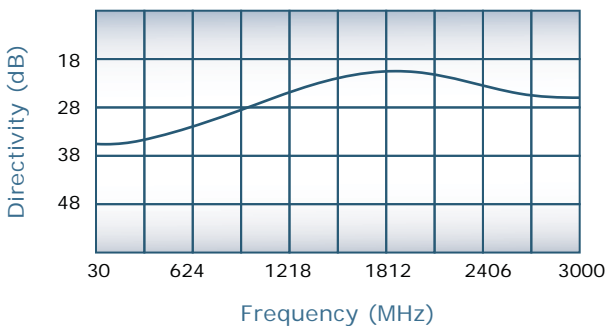
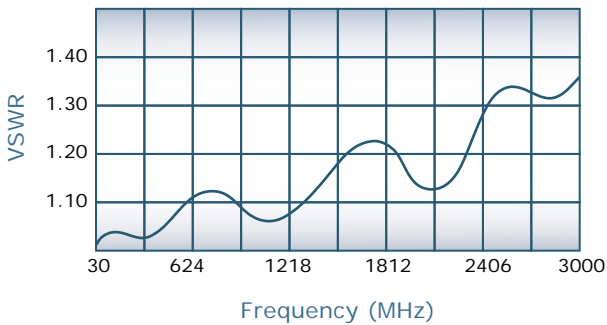
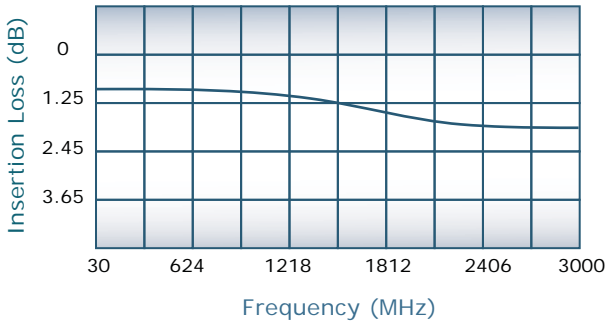
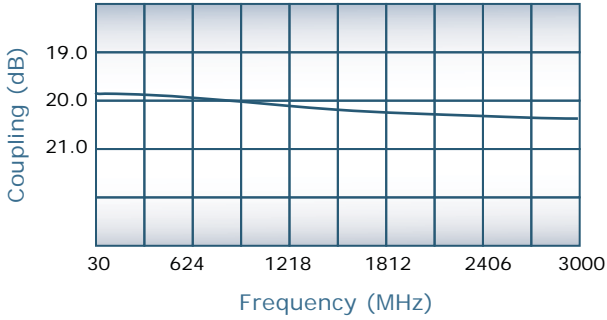
**Werlatone<sup>®</sup>, Inc.**

17 Jon Barrett Road Patterson, New York 12563  
 T (845) 278 2220      www.werlatone.com  
 F (845) 278 3440      sales@werlatone.com



**20 dB Uni-Directional Coupler**  
**Model C8188**

Frequency:	30 - 3000 MHz
Power:	20 W CW
Coupling:	20 ± 1.0 dB Nom.
Insertion Loss:	2.24 dB Max. *
VSWR:	1.35: 1 Max.
Flatness:	1.0 dB Max.
Directivity:	18 dB Min.



**Notes**

- \* Does not include theoretical coupling loss
- All specifications guaranteed
- Test data provided with each unit shipped
- Weight: 11 Ounces
- Operating Temperature: -55°C to +75°C

**Connector Configurations**

Model	J1,J2 (Main Line)	J3 (Coupled Port)
C8188-102	SMA	SMA

