



DECADES AHEAD[®]
high power RF devices

Werlatone[®], Inc.

17 Jon Barrett Road Patterson, New York 12563
 T (845) 278 2220 www.werlatone.com
 F (845) 278 3440 sales@werlatone.com



6 dB Uni-Directional Coupler
Model C8163W

Frequency: 100 - 1000 MHz

Power: 200 W CW

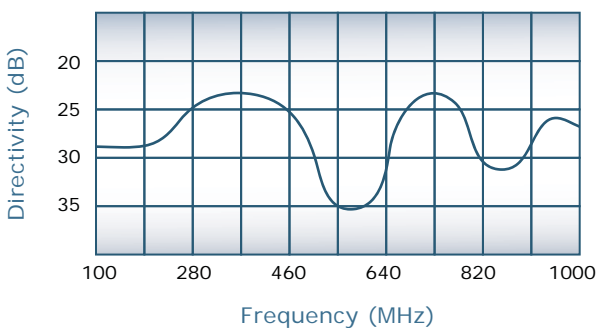
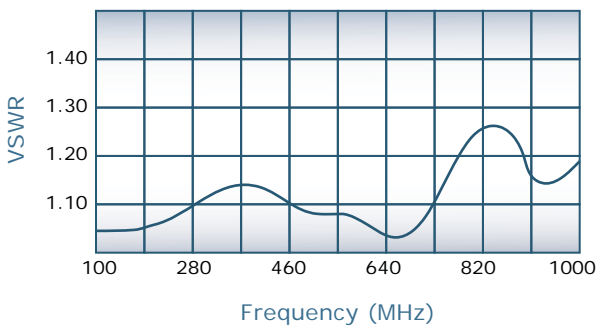
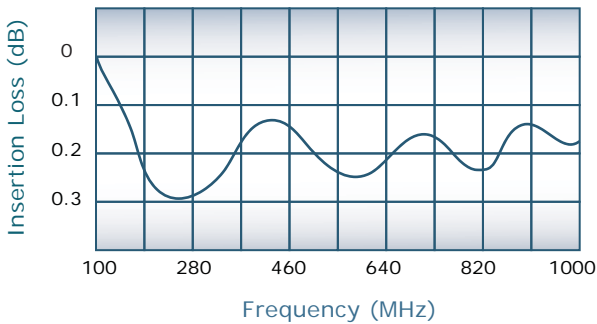
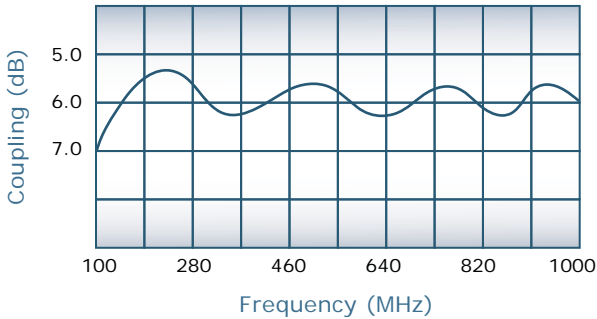
Coupling: 6 ± 1.0 dB Nom.

Insertion Loss: 0.4 dB Max. *

VSWR: 1.30:1 Max.

Flatness: 1.0 dB Max.

Directivity: 20 dB Min.



Notes

- * Does not include Theoretical Coupling Loss
- All specifications guaranteed
- Test data provided with each unit shipped
- Weight: 3 Pounds
- Operating Temperature: -55°C to +75°C
- Watertight Design, O-Ring Sealed**
- During normal operation, the unit will not require any heat dissipation. In the case of a failure in the cable connected to J2 or J3, however, the unit must be mounted to a heat spreader capable of dissipating 35 W CW

Connector Configurations

Model	J1, J2 (Main Line)	J3 (Coupled Port)
C8163W-10	N Female	N Female
C8163W-12	N Female	SMA
C8163W-102	SMA	SMA

