



DECADES AHEAD[®]
high power RF devices

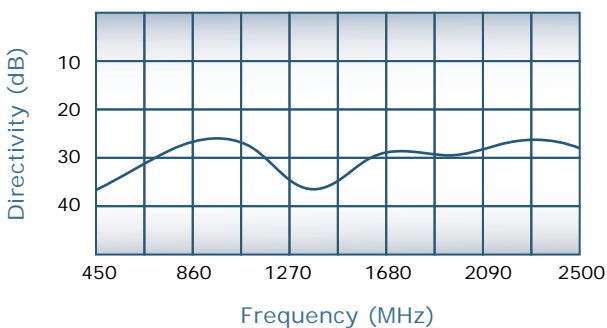
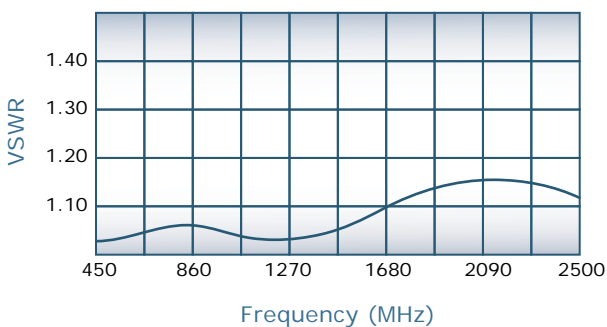
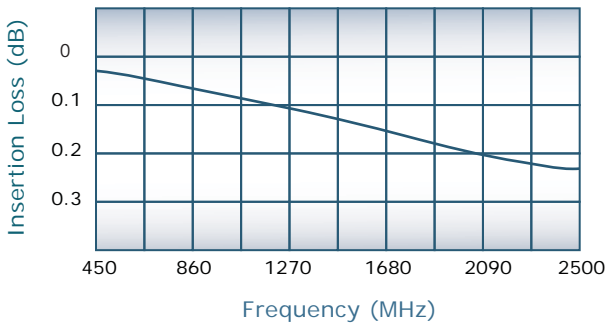
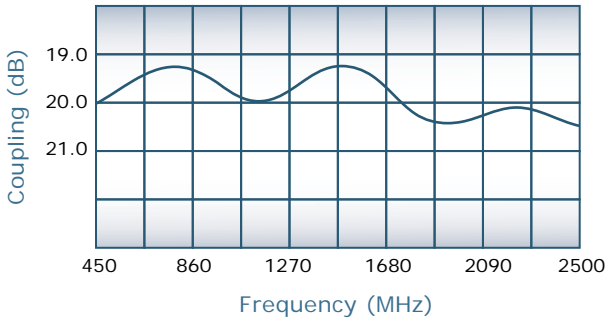
Werlatone[®], Inc.

17 Jon Barrett Road Patterson, New York 12563
T (845) 278 2220 www.werlatone.com
F (845) 278 3440 sales@werlatone.com



20 dB Bi-Directional Coupler
Model C7940

Frequency:	450 - 2500 MHz
Power:	100 W CW
Coupling:	20 ± 1.0 dB Nom.
Insertion Loss:	0.3 dB Max. *
VSWR:	1.25:1 Max.
Flatness:	0.7 dB Max.
Directivity:	17 dB Min.



Notes

- * Does not include theoretical coupling loss
- All specifications guaranteed
- Test data provided with each unit shipped
- Operating Temperature: -55°C to +75°C

