



**DECADES AHEAD<sup>®</sup>**  
high power RF devices

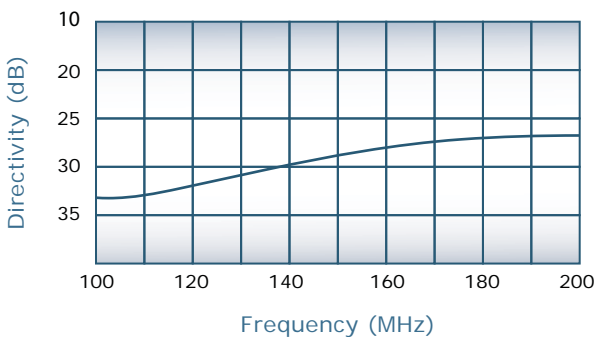
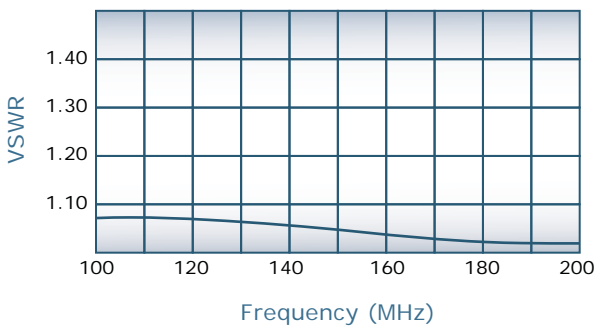
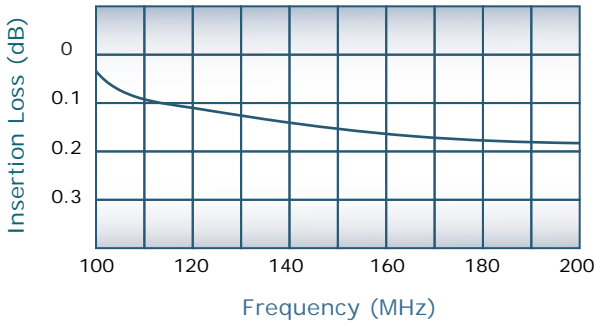
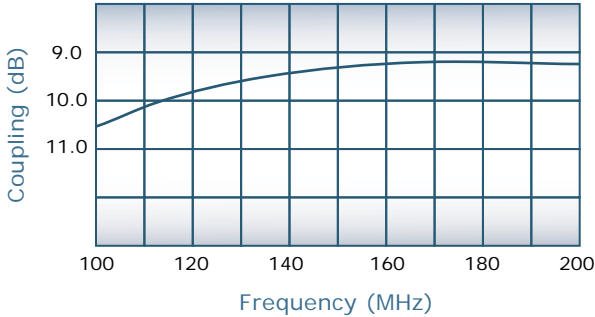
**Werlatone<sup>®</sup>, Inc.**

17 Jon Barrett Road Patterson, New York 12563  
T (845) 278 2220      www.werlatone.com  
F (845) 278 3440      sales@werlatone.com



**10 dB Uni-Directional Coupler**  
**Model C7929**

Frequency:	100 - 200 MHz
Power:	200 W CW
Coupling:	10 ± 1.0 dB Nom.
Insertion Loss:	0.3 dB Max. *
VSWR:	1.25: 1 Max.
Flatness:	1.0 dB Max.
Directivity:	20 dB Min.



**Notes**

- \* Does not include Theoretical Coupling Loss
- All specifications guaranteed
- Test data provided with each unit shipped
- Weight: 1 Pound 2 Ounces
- Operating Temperature: -55°C to +75°C

**Connector Configurations**

Model	J1, J2 (Main Line)	J3 (Coupled Port)
C7929-10	N Female	N Female
C7929-12	N Female	SMA
C7929-102	SMA	SMA

